

COMPRESSORS — SANDEN

Compressor Identification

R12 Compressors


SD 5 10 HD

Sanden _____
 Number of Cylinders _____
 Approx. Displacement (cu.in.) _____
 Heavy Duty Clutch _____

R134a Compressors

SD 7 H 15 HD

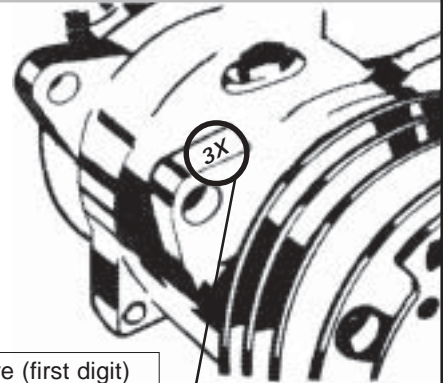
Sanden _____
 Number of Cylinders _____
 Port Location (H if on head, B if on Block) _____
 Approx. Displacement (cubic centimeters/10) _____
 Heavy Duty Clutch (HD) Sealed Heavy Duty (SHD) _____



Part Number

Lubricant Amount

Lubricant Type



Year of Manufacture (first digit)
 Month of manufacture (last digit)
 Jan-Sept.: 1-9
 Oct.: X
 Nov.: Y
 Dec.: Z

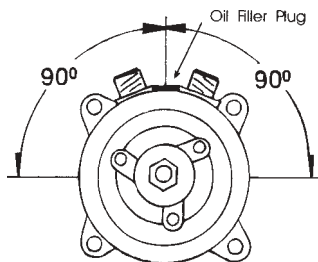
Serial Number _____
 Month of Manufacture _____
 Year of Manufacture _____
 Country Code _____

00-06	Japan
70-79	USA
80-89	Singapore

Compressor Specifications

MODEL	CYL.	REFRIG.	DISPL. CU IN (cc)	WEIGHT lbs.	SYSTEM TYPE	OIL TYPE	FACTORY OIL CHARGE OZ.	FACTORY OIL CHARGE cc.	ROTATION
SD 508	5	R12	8.4 (138)	17.1	All	Mineral	6.0 ± 0.5 oz	175 ± 15cc	CW / CCW
SD 508HD	5	R12	8.4 (138)	17.1	All	Mineral	6.0 ± 0.5 oz	175 ± 15cc	CW / CCW
SD 510	5	R12	9.8 (161)	16.5	All	Mineral	4.6 ± 0.5 oz	135 ± 15 cc	CW Only
SD 510HD	5	R12	9.8 (161)	16.5	All	Mineral	4.6 ± 0.5 oz	135 ± 15 cc	CW Only
SD 5H14	5	R134a	8.4 (138)	17.2	Exp Valve	PAG SP-15	7.2 ± 0.5 oz	210 ± 15 cc	CW / CCW
SD 5H14	5	R134a	8.4 (138)	17.2	Orifice Tube	PAG SP-15	No Standard	No Standard	CW / CCW
SD 5H14HD	5	R134a	8.4 (138)	17.2	Exp Valve	PAG SP-15	7.2 ± 0.5 oz	210 ± 15 cc	CW / CCW
SD 5H14HD	5	R134a	8.4 (138)	17.2	Orifice Tube	PAG SP-15	No Standard	No Standard	CW / CCW
SD 709	7	R12	7.9 (130)	15.2	All	Mineral	4.6 ± 0.5 oz	135 ± 15 cc	CW Only
SD 7H15HD	7	R134a	9.5 (155)	15.2	Exp Valve	PAG SP-15	4.6 ± 0.5 oz	135 ± 15 cc	CW Only
SD 7H15HD	7	R134a	9.5 (155)	15.2	Orifice Tube	PAG SP-15	8.1 ± 0.5 oz	240 ± 15 cc	CW Only
SD 7H15SHD	7	R134a	9.5 (155)	17.6	Exp Valve	PAG SP-15	4.6 ± 0.5 oz	135 ± 15 cc	CW Only
SD 7H15SHD	7	R134a	9.5 (155)	17.6	Orifice Tube	PAG SP-15	8.1 ± 0.5 oz	240 ± 15 cc	CW Only

Acceptable Mounting Angles

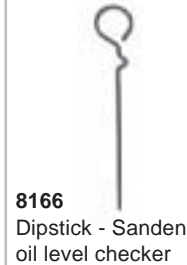


R134a PAG SP15 Oil



SP15 replaces SP20
 and is completely interchangeable.
 Mixing PAGs is acceptable and will not void the warranty.

8248 8.45 oz.
 Used when servicing Sanden Compressors in systems that are charged with R134a.
 For use with SD 5H14, 7H15 Compressors.



Selecting The Correct Sanden Compressor

There are several different ways to choose the correct Sanden replacement compressor.

Application - refer to the application section looking up application by Make, Year and Model and select the compressor needed. If it is not listed in the application section then...

Part Number Description:

1. Locate the Identification Tag on the compressor body - the "Model No." found in the upper right corner is the Sanden "Part Number" needed.
2. Refer to the chart on page 226. The chart is listed in ascending order by the Sanden part numbers along with our corresponding number and the compressors characteristics or specifications.
3. Verify the compressor using the visual photo section. Part numbers are listed by our part number in ascending order.

1.

SANDEN
SERIAL NO. MODEL NO.
12345 01121 70 U 9285
Refrigerant: OIL SUMISO 5GS or EO
SANDEN INTERNATIONAL (U.S.A.) INC.

















Part No.

















2.

COMPRESSORS — SANDEN												
SANDEN PART NUMBER	OUR NUMBER	OUR PART NUMBER	MODEL	REFR.	HEAD	FITTING	SIZE	PULLEY	CLUTCH	GRV	VOLT	LEADWIRE
4106	5779	5068	5025	SDH4HD-R134A	FL	VERT	3/4x7/8	EAR	152	2	24V	BULLET
4108	5782	5069	5026	SDH4HD-R134A	FL	VERT	3/4x7/8	EAR	152	2	12V	BULLET
4109	5785	5067	5025	SDH4HD-R134A	FL	VERT	3/4x7/8	EAR	152	2	12V	AMPADDED
4110	5788	5067	5026	SDH4HD-R134A	FL	VERT	3/4x7/8	EAR	152	2	12V	AMPADDED
4111	5785	5059	5025	SDH4HD-R134A	C	VERT	1"14	EAR	158	1	12V	BULLET
4112	5782	5057	5025	SDH4HD-R134A	M	HCRZ	1"14	EAR	152	2	12V	AMPADDED
4114	5737	5056	5025	SDH4HD-R134A	FL	VERT	3/4x7/8	EAR	119	2	12V	AMPADDED
4115	5735	5059	5025	SDH4HD-R134A	FL	VERT	3/4x7/8	EAR	158	1	12V	BULLET
4116	5735	5059	5025	SDH4HD-R134A	FL	VERT	3/4x7/8	EAR	158	1	12V	BULLET
4117	5735	5059	5025	SDH4HD-R134A	FL	VERT	3/4x7/8	EAR	158	1	12V	BULLET
4118	5735	5059	5025	SDH4HD-R134A	FL	VERT	3/4x7/8	EAR	158	1	12V	BULLET
4119	5735	5059	5025	SDH4HD-R134A	FL	VERT	3/4x7/8	EAR	158	1	12V	BULLET
4120	5735	5059	5025	SDH4HD-R134A	FL	VERT	3/4x7/8	EAR	158	1	12V	BULLET
4121	5735	5059	5025	SDH4HD-R134A	FL	VERT	3/4x7/8	EAR	158	1	12V	BULLET
4122	5735	5059	5025	SDH4HD-R134A	FL	VERT	3/4x7/8	EAR	158	1	12V	BULLET
4123	5735	5059	5025	SDH4HD-R134A	FL	VERT	3/4x7/8	EAR	158	1	12V	BULLET
4124	5735	5059	5025	SDH4HD-R134A	FL	VERT	3/4x7/8	EAR	158	1	12V	BULLET
4125	5735	5059	5025	SDH4HD-R134A	FL	VERT	3/4x7/8	EAR	158	1	12V	BULLET
4126	5735	5059	5025	SDH4HD-R134A	FL	VERT	3/4x7/8	EAR	158	1	12V	BULLET
4127	5735	5059	5025	SDH4HD-R134A	FL	VERT	3/4x7/8	EAR	158	1	12V	BULLET
4128	5735	5059	5025	SDH4HD-R134A	FL	VERT	3/4x7/8	EAR	158	1	12V	BULLET
4129	5735	5059	5025	SDH4HD-R134A	FL	VERT	3/4x7/8	EAR	158	1	12V	BULLET
4130	5735	5059	5025	SDH4HD-R134A	FL	VERT	3/4x7/8	EAR	158	1	12V	BULLET
4131	5735	5059	5025	SDH4HD-R134A	FL	VERT	3/4x7/8	EAR	158	1	12V	BULLET
4132	5735	5059	5025	SDH4HD-R134A	FL	VERT	3/4x7/8	EAR	158	1	12V	BULLET
4133	5735	5059	5025	SDH4HD-R134A	FL	VERT	3/4x7/8	EAR	158	1	12V	BULLET
4134	5735	5059	5025	SDH4HD-R134A	FL	VERT	3/4x7/8	EAR	158	1	12V	BULLET
4135	5735	5059	5025	SDH4HD-R134A	FL	VERT	3/4x7/8	EAR	158	1	12V	BULLET
4136	5735	5059	5025	SDH4HD-R134A	FL	VERT	3/4x7/8	EAR	158	1	12V	BULLET
4137	5735	5059	5025	SDH4HD-R134A	FL	VERT	3/4x7/8	EAR	158	1	12V	BULLET
4138	5735	5059	5025	SDH4HD-R134A	FL	VERT	3/4x7/8	EAR	158	1	12V	BULLET
4139	5735	5059	5025	SDH4HD-R134A	FL	VERT	3/4x7/8	EAR	158	1	12V	BULLET
4140	5735	5059	5025	SDH4HD-R134A	FL	VERT	3/4x7/8	EAR	158	1	12V	BULLET
4141	5735	5059	5025	SDH4HD-R134A	FL	VERT	3/4x7/8	EAR	158	1	12V	BULLET
4142	5735	5059	5025	SDH4HD-R134A	FL	VERT	3/4x7/8	EAR	158	1	12V	BULLET
4143	5735	5059	5025	SDH4HD-R134A	FL	VERT	3/4x7/8	EAR	158	1	12V	BULLET
4144	5735	5059	5025	SDH4HD-R134A	FL	VERT	3/4x7/8	EAR	158	1	12V	BULLET
4145	5735	5059	5025	SDH4HD-R134A	FL	VERT	3/4x7/8	EAR	158	1	12V	BULLET
4146	5735	5059	5025	SDH4HD-R134A	FL	VERT	3/4x7/8	EAR	158	1	12V	BULLET
4147	5735	5059	5025	SDH4HD-R134A	FL	VERT	3/4x7/8	EAR	158	1	12V	BULLET
4148	5735	5059	5025	SDH4HD-R134A	FL	VERT	3/4x7/8	EAR	158	1	12V	BULLET
4149	5735	5059	5025	SDH4HD-R134A	FL	VERT	3/4x7/8	EAR	158	1	12V	BULLET
4150	5735	5059	5025	SDH4HD-R134A	FL	VERT	3/4x7/8	EAR	158	1	12V	BULLET
4151	5735	5059	5025	SDH4HD-R134A	FL	VERT	3/4x7/8	EAR	158	1	12V	BULLET
4152	5735	5059	5025	SDH4HD-R134A	FL	VERT	3/4x7/8	EAR	158	1	12V	BULLET
4153	5735	5059	5025	SDH4HD-R134A	FL	VERT	3/4x7/8	EAR	158	1	12V	BULLET
4154	5735	5059	5025	SDH4HD-R134A	FL	VERT	3/4x7/8	EAR	158	1	12V	BULLET
4155	5735	5059	5025	SDH4HD-R134A	FL	VERT	3/4x7/8	EAR	158	1	12V	BULLET
4156	5735	5059	5025	SDH4HD-R134A	FL	VERT	3/4x7/8	EAR	158	1	12V	BULLET
4157	5735	5059	5025	SDH4HD-R134A	FL	VERT	3/4x7/8	EAR	158	1	12V	BULLET
4158	5735	5059	5025	SDH4HD-R134A	FL	VERT	3/4x7/8	EAR	158	1	12V	BULLET
4159	5735	5059	5025	SDH4HD-R134A	FL	VERT	3/4x7/8	EAR	158	1	12V	BULLET
4160	5735	5059	5025	SDH4HD-R134A	FL	VERT	3/4x7/8	EAR	158	1	12V	BULLET
4161	5735	5059	5025	SDH4HD-R134A	FL	VERT	3/4x7/8	EAR	158	1	12V	BULLET
4162	5735	5059	5025	SDH4HD-R134A	FL	VERT	3/4x7/8	EAR	158	1	12V	BULLET
4163	5735	5059	5025	SDH4HD-R134A	FL	VERT	3/4x7/8	EAR	158	1	12V	BULLET
4164	5735	5059	5025	SDH4HD-R134A	FL	VERT	3/4x7/8	EAR	158	1	12V	BULLET
4165	5735	5059	5025	SDH4HD-R134A	FL	VERT	3/4x7/8	EAR	158	1	12V	BULLET
4166	5735	5059	5025	SDH4HD-R134A	FL	VERT	3/4x7/8	EAR	158	1	12V	BULLET
4167	5735	5059	5025	SDH4HD-R134A	FL	VERT	3/4x7/8	EAR	158	1	12V	BULLET
4168	5735	5059	5025	SDH4HD-R134A	FL	VERT	3/4x7/8	EAR	158	1	12V	BULLET
4169	5735	5059	5025	SDH4HD-R134A	FL	VERT	3/4x7/8	EAR	158	1	12V	BULLET
4170	5735	5059	5025	SDH4HD-R134A	FL	VERT	3/4x7/8	EAR	158	1	12V	BULLET
4171	5735	5059	5025	SDH4HD-R134A	FL	VERT	3/4x7/8	EAR	158	1	12V	BULLET
4172	5735	5059	5025	SDH4HD-R134A	FL	VERT	3/4x7/8	EAR	158	1	12V	BULLET
4173	5735	5059	5025	SDH4HD-R134A	FL	VERT	3/4x7/8	EAR	158	1	12V	BULLET
4174	5735	5059	5025	SDH4HD-R134A	FL	VERT	3/4x7/8	EAR	158	1	12V	BULLET
4175	5735	5059	5025	SDH4HD-R134A	FL	VERT	3/4x7/8	EAR	158	1	12V	BULLET
4176	5735	5059	5025	SDH4HD-R134A	FL	VERT	3/4x7/8	EAR	158	1	12V	BULLET
4177	5735	5059	5025	SDH4HD-R134A	FL	VERT	3/4x7/8	EAR	158	1	12V	BULLET
4178	5735	5059	5025	SDH4HD-R134A	FL	VERT	3/4x7/8	EAR	158	1	12V	BULLET
4179	5735	5059	5025	SDH4HD-R134A	FL	VERT	3/4x7/8	EAR	158	1	12V	BULLET
4180	5735	5059	5025	SDH4HD-R134A	FL	VERT	3/4x7/8	EAR	158	1	12V	BULLET
4181	5735	5059	5025	SDH4HD-R134A	FL	VERT	3/4x7/8	EAR	158	1	12V	BULLET
4182	5735	5059	5025	SDH4HD-R134A	FL	VERT	3/4x7/8	EAR	158	1	12V	BULLET
4183	5735	5059	5025	SDH4HD-R134A	FL	VERT	3/4x7/8	EAR	158	1	12V	BULLET
4184	5735	5059	5025	SDH4HD-R134A	FL	VERT	3/4x7/8	EAR	158	1	12V	BULLET
4185	5735	5059	5025	SDH4HD-R134A	FL	VERT	3/4x7/8	EAR	158	1	12V	BULLET
4186	5735	5059	5025	SDH4HD-R134A	FL	VERT	3/4x7/8	EAR	158	1	12V	BULLET
4187	5735	5059	5025	SDH4HD-R134A	FL	VERT	3/4x7/8	EAR	158	1	12V	BULLET
4188	5735	5059	5025	SDH4HD-R134A	FL	VERT	3/4x7/8	EAR	158	1	12V	BULLET
4189	5735	5059	5025	SDH4HD-R134A	FL	VERT	3/4x7/8	EAR	158	1	12V	BULLET
4190	5735	5059	5025	SDH4HD-R134A	FL	VERT	3/4x7/8	EAR	158	1	12V	BULLET
4191	5735	5059	5025	SDH4HD-R134A	FL	VERT	3/4x7/8	EAR	158	1	12V	BULLET
4192	5735	5059	5025	SDH4HD-R134A	FL	VERT	3/4x7/8	EAR	158	1	12V	BULLET
4193	5735	5059	5025	SDH4HD-R134A	FL	VERT	3/4x7/8	EAR	158	1	12V	BULLET
4194	5735	5059	5025	SDH4HD-R134A	FL	VERT	3/4x7/8	EAR	158	1	12V	BULLET
4195	5735	5059	5025	SDH4HD-R134A	FL	VERT	3/4x7/8	EAR	158	1	12V	BULLET
4196	5735	5059	5025	SDH4HD-R134A	FL	VERT	3/4x7/8	EAR	158	1	12V	BULLET
4197	5735	5059	5025	SDH4HD-R134A	FL	VERT	3/4x7/8	EAR	158	1	12V	BULLET
4198	5735	5059	5025	SDH4HD-R134A	FL	VERT	3/4x7/8	EAR				

COMPRESSORS — SANDEN

Rear Head and Identification (Listed alphabetically by Style)

<p>Style B</p>  <p>5628 Vertical Flare 3/4" x 7/8" SD508,510 Compressor with R12 Charging Ports</p>	<p>Style C</p>  <p>5634 Vertical Tube-O'ring 1" x 14 SD5H14 Compressor w/o Charging Ports</p>	<p>Style CB / CBA</p>  <p>5627 Vertical Tube-O'ring 1" x 14 7H13, 7H15 Compressor w/o Charging Ports</p>	<p>Style FC</p>  <p>5620 Vertical O'ring 3/4" x 7/8" 7H14 Compressor w/o Charging Ports</p>
<p>Style FG</p>  <p>5621 Vertical O'ring 3/4" x 7/8" SD505, 507, 510 Compressors with R12 Charging Ports</p>	<p>Style FL</p>  <p>5625 Vertical O'ring 3/4" x 7/8" 5H14 Compressor w/o Charging Ports</p>	<p>Style GH</p>  <p>Horizontal Tab Freightliner Slimline Connections</p>	<p>Style GK</p>  <p>5602 Horizontal Pad 3/4" x 7/8" SD7H15 Compressor with Pressure Relief Valve</p>
<p>Style GQ</p>  <p>NOT AVAILABLE Lateral Pad 3/4" x 7/8" SD7H15 w' Press Relief Valve</p>	<p>Style GSA</p>  <p>Lateral Pad Kenworth, Peterbilt</p>	<p>Style JD</p>  <p>5626 Vertical O'ring 3/4" x 7/8" 7H13, 7H15 Compressor w/o Charging Ports</p>	<p>Style JDA</p>  <p>5601 Vertical O'ring 3/4" x 7/8" SD7H15 Compressor with Pressure Relief Valve</p>
<p>Style K</p>  <p>5643 Horizontal O'ring 3/4" x 7/8" SD5H14 Compressor w/o Charging Ports</p>	<p>Style KC</p>  <p>5638 Horizontal O'ring 3/4" x 7/8" SD7H15 Compressor</p>	<p>Style KCA</p>  <p>Horizontal O'ring 3/4" x 7/8" SD7H15 Compressor</p>	<p>Style KG</p>  <p>Horizontal O'ring 3/4" x 7/8" SD7H15 Compressor</p>

<p style="text-align: center;">Style M</p>  <p>5631 Horizontal O'ring 1" x 14 SD508, 5H14 Compressor w/o Charging Ports</p>	<p style="text-align: center;">Style MD / MDA</p>  <p>5632 Horizontal Tube-O'ring 1" x 14 SD708, 7H15 Compressor w/o Charging Ports</p>	<p style="text-align: center;">Style MJ / MJA</p>  <p>5603 Horizontal Tube-O 1" x 14 SD7H15 Compressor with Pressure Relief Valve</p>	<p style="text-align: center;">Style N</p>  <p>5622 Vertical Tube-O'ring 1" x 14 SD505,508, 510 Compressor with R12 Charging Ports</p>
<p style="text-align: center;">Style Q</p>  <p>5630 Horizontal GM Pad SD508, 510, 5H14 w/o Charging Ports</p>	<p style="text-align: center;">Style QC</p>  <p>SD7H15 Compressor 3/8" x 24" Bolt Holes</p>	<p style="text-align: center;">Style QD</p>  <p>5635 Horizontal GM Pad M10 x 1.25 7H13, 7H15, 7H15HD Compressor w/o Charging Ports</p>	<p style="text-align: center;">Style QH</p>  <p>5624 Horizontal GM Pad Type SD508, 510 Compressor with PVT Port</p>
<p style="text-align: center;">Style QM</p>  <p>NOT AVAILABLE Horizontal GM Pad Type SD510HD Compressor</p>	<p style="text-align: center;">Style SJ</p>  <p>NOT AVAILABLE Horizontal Special Pad SD7H15 Compressor</p>	<p style="text-align: center;">Style UB</p>  <p>5629 Vertical Pad M10 x 1.23 Bolt SD508, 5H14 Compressor w/o Charging Ports</p>	<p style="text-align: center;">Style UD</p>  <p>5637 Horizontal Pad M10 x 1.25 Bolt SD5H14 Compressor w/o Charging Ports</p>
<p style="text-align: center;">Style UK</p>  <p>5639 Vertical Pad M10 x 1.25 Bold SD7H15, 7H15HD Compressor w/o Charging Ports</p>	<p style="text-align: center;">Style WH</p>  <p>NOT AVAILABLE Vertical Pad (Ford/Sterling) SD7H15 w/o charging ports</p>	<p style="text-align: center;">Style WJ</p>  <p>NOT AVAILABLE Vertical Pad (Ford/Sterling) SD7H15 w/o charging ports</p>	<p style="text-align: center;">Style WV</p>  <p>Horizontal Tab 3/4" x 7/8" SD7H15 Compressor with Pressure Relief Valve</p>

COMPRESSORS — SANDEN

Listed in ascended order by Sanden Number

SANDEN# NUMBER	AIRSOURCE NUMBERS			MODEL	FITTING			PULLEY MOUNT	WIRE		END	SHAFT
	COMPR	CLTCH	CYL HD		HEAD	POS	SIZE		DIA mm	GRV		
1100	SD 1100	-	-	V7H15	QD	HORIZ	GM PAD	EAR	120	PV6	12V	-
1102	SD 1102	-	-	V7H15	QD	HORIZ	GM PAD	EAR	120	PV6	12V	-
1206	SD 1206	-	-	V7H15	QL	HORIZ	H PAD	EAR	120	PV6	12V	-
1216	SD 1216	-	-	V7H15	QL	HORIZ	H PAD	EAR	120	PV7	12V	-
1233	SD 1233	-	-	V7H15	-	-	Body Port	EAR	119	PV4	12V	-
4300	5304	-	5632	7H15SHD	MD	HORIZ	1"-14	DIR LNG	152	PV8	24V	KEY
4301	5316	-	5602	7H15SHD	GK	HORIZ	H-PAD	DIR LNG	132	PV8	24V	KEY
4302	5318	-	5602	7H15SHD	GK	HORIZ	H-PAD	DIR LNG	152	PV8	24V	KEY
4303	5322	5174	-	7H15HD	WH	SPC'L	Spcl Pad	DIR LNG	119	PV8	12V	KEY
4304	5370	-	-	7H15HD	WJ	SPC'L	Spcl Pad	DIR LNG	125	PV6	12V	KEY
4305	5323	-	-	7H15HD	WJ	SPC'L	Spcl Pad	EAR	119	PV8	12V	KEY
4306	5288 w/5202	-	-	7H15HD	KCA	HORIZ	3/4x7/8	DIR LNG	132	2	12V	KEY
4318	5298	-	-	7H15HD	UK	HORIZ	GM metric	EAR	132	2	12V	-
4362	5710	-	-	7H15	-	-	-	DIR	119	7	12V	-
4396	5700	-	-	7H15	-	-	-	DIR	-	7	12V	-
4417	5333	4417-9931	-	7H15HD	GH	HORIZ	H-PAD	DIR LNG	119	PV8	12V	KEY
4418	5331	-	-	7H15HD	MJA	HORIZ	1"-14	DIR LNG	119	PV8	12V	-
4419	5288	-	-	FLX PAG	GV	HORIZ	GM metric	DIR LNG	125	2	12V	1B/P KEY
4420	5285	-	-	FLX PAG	GV	HORIZ	GM metric	DIR LNG	119	PV8	12V	1B/P KEY
4421	5331	4417-9931	-	7H15	MJA	HORIZ	1"-14	DIR	119	PV8	12V	KEY
4422	5322	5174	-	7H15HD	WH	SPC'L	Spcl Pad	DIR LNG	119	PV8	12V	KEY
4423	5370	4423-9931	-	7H15HD	WJ	SPC'L	Spcl Pad	DIR LNG	125	PV6	12V	KEY
4424	5362	4424-9931	-	7H15	GSA	VERT	PAD	DIR	125	PV6	12V	KEY
4425	5366	4424-9931	-	7H15	GQ	LATER'L	3/4x7/8	DIR	125	PV6	12V	KEY
4426	5373	5138	-	7H15	GQ	LATER'L	3/4x7/8	EAR	125	2	12V	KEY
4427	5323	4427-9931	-	7H15HD	WJ	SPC'L	Spcl Pad	EAR	119	PV8	12V	KEY
4428	5288 w/5202	-	-	7H15HD	KCA	HORIZ	3/4x7/8	DIR LNG	132	2	12V	-
4429	5336	5116	-	7H15HD	GH	HORIZ	H-PAD	EAR	132	2	12V	KEY
4430	5334	5168	-	7H15HD	GH	HORIZ	H-PAD	DIR LNG	125	PV6	12V	KEY
4431	5326	5168	-	7H15HD	MJA	HORIZ	1"-14	EAR	119	PV8	12V	KEY
4432	5365	-	-	7H16	GQ	LATER'L	3/4x7/8	DIR	119	PV8	12V	KEY
4434	5290	5116	-	FLX PAG	GV	HORIZ	GM metric	EAR	132	2	12V	1B/P KEY
4435	5291	4435-9931	-	FLX PAG	GV	HORIZ	GM metric	EAR	132	2	24V	1B/P -
4440	5887	-	-	7H15HD	GT	HORIZ	GM metric	DIR LNG	130	PV6	12V	-
4447	5190	-	-	FLX R12	GV	HORIZ	GM metric	EAR	132	2	12V	-
4448	5191	-	-	FLX R12	GV	HORIZ	GM metric	EAR	132	2	24V	-
4453	SD 4453	-	-	7H15HD	GV	HORIZ	GM metric	EAR	119	PV8	12V	-
4457	5290A	-	-	FLX PAG	GV	HORIZ	GM metric	EAR	132	2	12V	1 KEY
4458	5290C	-	-	FLX PAG	GV	HORIZ	GM metric	EAR	133	2	12V	1 KEY
4459	5190A	-	-	FLX R12	GV	HORIZ	GM metric	EAR	132	2	12V	1 KEY
4460	5282A	-	-	FLX PAG	GV	HORIZ	GM metric	EAR	119	PV8	12V	1 KEY
4467	5299	-	-	7H15HD	UK	SPC'L	Spcl Pad	EAR	128	PV6	12V	-
4468	5391	5119	5602	7H15SHD	GK	HORIZ	H-PAD	EAR	138.5	1	24V	2CAT
4469	5771	5139	-	7H15HD	WJ	SPC'L	Spcl Pad	EAR	132	1	12V	KEY
4471	5327	-	-	7H15HD	MJA	HORIZ	1"-14	EAR	132	2	12V	KEY
4472	5336	-	-	7H15HD	GH	HORIZ	H-PAD	EAR	132	2	12V	KEY
4473	5334	-	-	7H15HD	GH	HORIZ	H-PAD	DIR LNG	125	PV6	12V	KEY
4474	5770	5122	-	7H15HD	WH	SPC'L	Spcl Pad	DIR LNG	119	PV8	12V	KEY
4475	5330	5168	-	7H15HD	CBA	VERT	1"-14 PRV	DIR	125	PV6	12V	Spline
4477	5326	-	-	7H15HD	MJA	HORIZ	1"-14	EAR	119	PV8	12V	KEY
4478	5300	-	5632	7H15SHD	MD	HORIZ	1"-14	EAR	152	2	12V	KEY
4479	5312	4640-9931	5602	7H15SHD	GK	HORIZ	H-PAD	EAR	138.5	1	24V	KEY
4480	5345	-	5603	7H15SHD	KC	HORIZ	3/4x7/8	EAR	138	1	12V	Spline
4482	5371	5177	-	7H15HD	MJA	HORIZ	1"-14	DIR LNG	135	PV8	12V	2MP KEY
4484	5363	-	-	7H15HD	JDA	VERT	3/4x7/8	EAR	125	2	12V	Spline
4485	5333	-	-	7H15HD	GH	HORIZ	H-PAD	DIR LNG	119	PV8	12V	KEY
4486	5322	5174	-	7H15HD	WH	SPC'L	Spcl Pad	DIR LNG	119	PV8	12V	2FRD Spline
4487	5313	-	5602	7H15SHD	GK	HORIZ	H-PAD	EAR	133	PV8	24V	KEY
4488	5328	-	-	7H15HD	JDA	VERT	3/4x7/8	EAR	132	2	12V	KEY
4489	5302	-	5632	7H15SHD	MD	HORIZ	1"-14	EAR	152	2	24V	KEY
4490	5383	-	5644	7H15HD	WV	HORIZ	3/4x7/8	EAR	119	PV8	12V	KEY

NOTE: Refer notes and abbreviations on page 231.

SANDEN — COMPRESSORS

Listed in ascended order by Sanden Number (continued)

SANDEN# NUMBER	AIRSOURCE NUMBERS			MODEL	FITTING			PULLEY MOUNT	DIA mm		WIRE VOLT	END	SHAFT
	COMPR	CLTCH	CYL HD		HEAD	POS	SIZE			GRV			
4491	5329	-	5601	7H15HD	JD	VERT	3/4x7/8	DIR LNG	132	2	12V		KEY
4492	5345	-	5603	7H15HD	MDA	HORIZ	1"-14	DIR LNG	125	PV6	12V		Spline
4493	5385	5175	5644	7H15HD	WV	HORIZ	3/4x7/8	DIR SHT	130	PV8	12V	2MP	KEY
4494	5387	-	5644	7H15HD	WV	HORIZ	3/4x7/8	DIR LNG	132	2	12V		KEY
4495	SD 4495	-	-	7H15HD	GV	HORIZ	GM metric	EAR	119	PV8	12V		KEY
4496	5323	-	-	7H15HD	WJ	SPC'L	Spc'l Pad	EAR	119	PV8	12V		-
4497	5320	-	-	7H15HD	SJ	SPC'L	Spc'l Pad	EAR	132	2	12V		-
4498	5317	-	-	7H15SHD	KCA	HORIZ	3/4x7/8	DIR LNG	132	PV8	12V		KEY
4499	5303	-	5632	7H15SHD	MD	HORIZ	1"-14	DIR LNG	152	PV8	12V		KEY
4506	5774	5058	5625	5H14HD	FL	VERT	3/4x7/8	EAR	132	2	24V		-
4507	5712	5069	5625	5H14	FL	VERT	3/4x7/8	EAR	132	2	12V		KEY
4508	5712	5069	5625	5H14	FL	VERT	3/4x7/8	EAR	125	PV10	12V		KEY
4509	5785	5057	5625	5H14	FL	VERT	3/4x7/8	EAR	132	2	12V		KEY
4510	5720	5057	5625	5H14HD	FL	VERT	3/4x7/8	EAR	132	2	12V		KEY
4511	5719	5059	5634	5H14HD	C	VERT	1"-14	EAR	158	1	12V		KEY
4513	5703	5057	5631	5H14	M	HORIZ	1"-14	EAR	132	2	12V	1	KEY
4514	5737	5060	5625	5H14	FL	VERT	3/4x7/8	EAR	119	PV7	12V		KEY
4515	5715	5059	5625	5H14HD	FL	VERT	3/4x7/8	EAR	158	1	12V		KEY
4516	5775	6521-6210	5625	5H14	FL	VERT	3/4x7/8	EAR	158	1VG	24V	1	KEY
4519	5952	-	-	510HD	QM	HORIZ	H PAD	EAR	138	1	24V	1	KEY
4521	5291 w/5204	-	-	5H14	M	HORIZ	1"-14	EAR	132	2	24V		-
4522	5282 w/5204	-	-	5H14	M	HORIZ	1"-14	EAR	119	PV7	12V		-
4523	5282 w/5204	-	-	5H14	M	HORIZ	1"-14	EAR	119	PV6	12V		-
4525	5290 w/5203	-	-	5H14	C	VERT	1"-14	EAR	132	2	12V		-
4526	5289 w/5202	-	-	5H14	M	HORIZ	1"-14	EAR	125	PV10	12V		-
4527	5291 w/5203	-	-	5H14	C	VERT	1"-14	EAR	132	2	24V		-
4529	5290 w/5203	-	-	5H14	C	VERT	1"-14	EAR	132	2	12V		-
4530	5714	5061	5625	5H14	FL	VERT	3/4x7/8	EAR	122	1	12V	1	KEY
4531	5282 w/5204	-	-	5H14	M	HORIZ	1"-14	EAR	119	PV7	12V		-
4532	5294 w/5201	-	-	5H14	FL	VERT	3/4x7/8	EAR	152	2	24V		-
4536	5290 w/5202	-	-	5H14	K	HORIZ	3/4x7/8	EAR	132	2	12V	1P	KEY
4537	5291 w/5202	-	-	5H14	K	HORIZ	3/4x7/8	EAR	132	2	24V	-	KEY
4600	5771	5139	5601	7H15SHD	JD	VERT	3/4x7/8	EAR	125	PV6	12V	1P	KEY
4602	5772	-	-	7H15	WH	VERT	PAD (U)	DIR	169	1	12V	2FRD	KEY
4603	5771	5139	-	7H15HD	WJ	SPC'L	Spc'l Pad	EAR	132	1	12V	2FRD	KEY
4604	5391	5119	5602	7H15SHD	GK	HORIZ	H-PAD	EAR	138.5	1	24V	2CAT	KEY
4608	5305	4608-9932	5602	7H15SHD	GK	HORIZ	H-PAD	EAR	138	1	12V		-
4609	5300	-	5632	7H15SHD	MD	HORIZ	1"-14	EAR	152	2	12V	1B	KEY
4611	5302	4611-9931	5632	7H15SHD	MD	HORIZ	1"-14	EAR	152	2	24V	1P	KEY
4617	5717	-	5632	7H15SHD	MD	HORIZ	1"-14	EAR	132	2	12V	1	KEY
4618	5705	5149	-	7H15HD	SJA	SPC'L	Spc'l Pad	EAR	119	PV7	12V	2MP	KEY
4626	5726	5064	5601	7H15HD	JD	VERT	3/4x7/8	DIR	132	2	12V	1P	note3
4627	5727	5064	5601	7H15HD	JD	VERT	3/4x7/8	EAR	125	2	12V	1P	KEY
4628	5716	5065	5601	7H15	JD	VERT	3/4x7/8	DIR	119	PV6	12V	1	KEY
4637	5740	-	5603	7H15SHD	KC	HORIZ	3/4x7/8	EAR	133	PV8	12V	1P	KEY
4639	5764	5064	5601	7H15SHD	JD	VERT	3/4x7/8	EAR	132	2	12V		KEY
4640	5312	4640-9931	5602	7H15SHD	GK	HORIZ	H-PAD	EAR	138.5	1	24V	2CAT	KEY
4641	5741	5065	5632	7H15	MD	HORIZ	1"-14	DIR	119	PV6	12V	1	KEY
4643	5725	5064	5627	7H15HD	CB	VERT	1"-14	EAR	132	2	12V	1P	KEY
4644	5764	5064	-	7H15HD	JDA	VERT	3/4x7/8	EAR	132	2	12V	1P	KEY
4645	5745	5067	-	7H15HD	JDA	VERT	3/4x7/8	EAR	119	PV7	12V	1P	KEY
4646	5746	5064	-	7H15HD	MJA	HORIZ	1"-14	EAR	132	2	12V	1	KEY
4647	5764	5064	-	7H15HD	JDA	VERT	3/4x7/8	EAR	132	2	12V		-
4652	5752	-	5601	7H15HD	JD	VERT	3/4x7/8	EAR	125	2	24V	1P	KEY
4653	SD 4653	-	5627	7H15HD	CB	VERT	1"-14	EAR	119	PV6	12V		-
4654	5726 w/SHD	5601	7H15SHD	JD	VERT	3/4x7/8	EAR	132	2	12V			-
4655	SD 4727	-	5603	7H15	KC	HORIZ	3/4x7/8	DIR	119	PV6	12V		-
4656	5391	-	5602	7H15SHD	GK	HORIZ	3/4x7/8	EAR	138	1	24V	2CAT	KEY
4659	5708	5165*	5603	7H15SHD	KC	HORIZ	3/4x7/8	EAR	130	PV8	12V		KEY
4660	5706	5065	-	7H15HD	JDA	VERT	3/4x7/8	EAR	119	PV8	12V	1P	KEY
4661	5314	-	5603	7H15SHD	KC	HORIZ	3/4x7/8	EAR	138	1	12V	1	KEY

NOTE: Refer notes and abbreviations on page 231.

(continued)

COMPRESSORS

COMPRESSORS — SANDEN

Listed in ascended order by Sanden Number (continued)

SANDEN# NUMBER	AIRSOURCE NUMBERS			MODEL	FITTING			PULLEY MOUNT	DIA mm GRV		WIRE VOLT	END	SHAFT
	COMPR	CLTCH	CYL HD		HEAD	POS	SIZE						
4663	5709	5066	5601	7H15	JD	VERT	3/4x7/8	EAR	125	2	12V		—
4664	5764	5064	5601	7H15HD	JD	VERT	3/4x7/8	EAR	132	2	12V	1P	KEY
4665	5745	5067	5601	7H15HD	JD	VERT	3/4x7/8	EAR	119	PV7	12V	1P	KEY
4666	5707	5068	5603	7H15	KC	HORIZ	3/4x7/8	DIR	119	PV8	12V	1P	KEY
4667	5707	5068	5603	7H15HD	KC	HORIZ	3/4x7/8	DIR LNG	119	PV8	12V	1P	KEY
4672	5748	5068	5603	7H15HD	MDA	HORIZ	1"-14	EAR	119	PV8	12V	—	—
4685	SD 4727	—	5603	7H15	KC	HORIZ	3/4x7/8	DIR	119	PV6	12V	—	—
4687	5325	4687-9931	—	7H15HD	CBA	VERT	1"-14 PRV	DIR	125	PV6	12V	1WP	KEY
4691	SD 4691	—	—	7H15	GN	—	—	DIR	119	PV6	12V	—	—
4694	5380	5116	5601	7H15	JD	VERT	3/4x7/8	EAR	132	2	12V	2MP	KEY
4695	5329	5116	—	7H15	JDA	VERT	3/4x7/8	DIR	125	2	12V	2MP	KEY
4696	5373	5138	—	7H15	GQ	LATER'L	3/4x7/8	EAR	125	2	12V	2MP	KEY
4698	5321	—	—	7H15SHD	JD	VERT	3/4x7/8	DIR	133	8	12	—	—
4699	5386	5116	5601	7H15	JD	VERT	3/4x7/8	DIR	132	2	12V	2MP	KEY
4700	5381	5165	5603	7H15HD	KC	HORIZ	3/4x7/8	EAR	130	PV8	12V	2MP	KEY
4702	SD 4727	—	5603	7H15	KC	HORIZ	3/4x7/8	DIR	119	PV6	12V	—	—
4704	5320	—	—	7H15HD	SJ	SPC'L	Spcl Pad	EAR	132	2	12V	2FRD	KEY
4705	5361	5137	—	7H15	GQ	LATER'L	3/4x7/8	EAR	119	PV8	12V	2MP	KEY
4706	5725*	5064	5627	7H15	CB	VERT	1"-14	EAR	125	2	12V	1P	KEY
4707	5340	5068	—	7H15	QC	HORIZ	GM PAD	EAR	119	PV8	12V	1	KEY
4708	5341	5066	—	7H15	QC	HORIZ	GM PAD	EAR	125	2	12V	1P	KEY
4709	5730	5066	5638	7H15	KG	HORIZ	3/4x7/8	EAR	125	2	12V	—	—
4711	5706	—	5601	7H15	JD	VERT	3/4x7/8	EAR	119	PV8	12V	1P	KEY
4712	5762*	—	5638	7H15	KG	HORIZ	3/4x7/8	EAR	119	PV8	12V	1	KEY
4713	5363	5168	—	7H15	JDA	VERT	3/4x7/8	EAR	125	2	12V	—	—
4715	5382	5116	5644	7H15	WV	HORIZ	3/4x7/8	DIR	132	2	12V	2MP	note2
4716	5383	5165	5644	7H15HD	WV	HORIZ	3/4x7/8	EAR	119	PV8	12V	2MP	KEY
4717	5384	5116	5644	7H15	WV	HORIZ	3/4x7/8	EAR	132	2	12V	2MP	KEY
4718	5323	5122	—	7H15HD	WJ	SPC'L	Spcl Pad	EAR	119	PV8	12V	2FRD	KEY
4726	5313	5120	5602	7H15SHD	GK	HORIZ	H-PAD	EAR	132	PV8	24V	2CAT	KEY
4727	SD 4727	—	5603	7H15	KC	HORIZ	3/4x7/8	DIR	119	PV6	12V	—	—
4730	5324*	—	—	7H15	WH	VERT	PAD (U)	DIR	119	PV8	12V	—	Spline
4731	5362	5168	—	7H15	GSA	VERT	3/4x7/8	DIR	125	PV6	12V	2MP	Spline
4733	5363	5169	5644	7H15	WV	HORIZ	3/4x7/8	DIR	130	PV8	12V	—	Spline
4734	5326	5137	—	7H15HD	MJA	HORIZ	1"-14	EAR	119	PV8	12V	2MP	KEY
4735	5327	5116	—	7H15HD	MJA	HORIZ	1"-14	EAR	132	2	12V	2MP	KEY
4736	5328	5116	—	7H15HD	JDA	VERT	3/4x7/8	EAR	132	2	12V	2MP	KEY
4739	5367	5169	5638	7H15	GSA	HORIZ	3/4x7/8	EAR	119	PV8	12V	2MP	Spline
4740	5363	5163	—	7H15HD	JDA	VERT	3/4x7/8	EAR	125	2	12V	2MP	Spline
4742	5749	—	5638	7H15HD	KG	HORIZ	3/4x7/8	EAR	125	2	24V	1	KEY
4743	5743	—	5627	7H15HD	CB	VERT	1"-14	EAR	125	2	24V	1	KEY
4744	5392	—	5632	7H15HD	MD	HORIZ	1"-14	EAR	125	2	24V	1	KEY
4745	5735	5119	5601	7H15HD	JD	VERT	3/4x7/8	EAR	158	1VG	24V	1	KEY
4746	5736	—	5601	7H15HD	JD	VERT	3/4x7/8	EAR	158	1VG	12V	1	KEY
4747	5721	5119	5627	7H15HD	CB	VERT	1"-14	EAR	158	1VG	12V	1	KEY
4752	5329	5116	5601	7H15HD	JD	VERT	3/4x7/8	DIR LNG	132	2	12V	2MP	KEY
4753	5355	—	—	7H15HD	SJ	SPC'L	Spcl Pad	EAR	119	8	12V	—	—
4754	5701	—	—	7H15	—	—	—	DIR	—	7	12V	—	—
4756	5330	5168	—	7H15HD	CBA	VERT	1"-14 PRV	DIR	125	PV6	12V	2MP	Spline
4757	5387	5168	5644	7H15	WV	HORIZ	3/4x7/8	DIR	125	PV6	12V	2MP	Spline
4759	5365	5169	—	7H16	GQ	LATER'L	3/4x7/8	DIR	119	PV8	12V	2MP	Spline
4761	5345	5168	5603	7H15HD	MDA	HORIZ	1"-14	DIR LNG	125	PV6	12V	2MP	Spline
4762	5283 w/5201	—	—	7H15HD	JD	VERT	3/4x7/8	EAR	119	PV8	24V	—	—
4763	5283 w/5203	—	—	7H15HD	CB	VERT	1"-14	EAR	119	PV8	24V	—	—
4764	5283 w/5204	—	—	7H15HD	MD	HORIZ	1"-14	EAR	119	PV8	24V	—	—
4765	5283 w/5202	—	—	7H15HD	KG	HORIZ	3/4x7/8	EAR	119	PV8	24V	—	—
4766	5366	—	—	7H15	SJ	SPC'L	Spcl Pad	DIR SHT	119	PV8	12V	—	—
4767	5322	5174	—	7H15HD	WH	SPC'L	Spcl Pad	DIR LNG	119	PV8	12V	2FRD	Spline
4768	5303	4768-9931	5632	7H15SHD	MD	HORIZ	1"-14	DIR LNG	152	PV8	12V	1P	KEY
4769	5316	5120	5602	7H15SHD	GK	HORIZ	H-PAD	DIR LNG	132	PV8	24V	2CAT	KEY
4775	SD 4775	—	—	7H15	GH	HORIZ	PAD	DIR	119	PV8	12V	—	—

NOTE: Refer notes and abbreviations on page 231.

SANDEN — COMPRESSORS

Listed in ascended order by Sanden Number (continued)

SANDEN# NUMBER	AIRSOURCE NUMBERS			MODEL	FITTING			PULLEY MOUNT	DIA mm GRV		WIRE VOLT	END	SHAFT
	COMPR	CLTCH	CYL HD		HEAD	POS	SIZE						
4776	5331	5176	-	7H15HD	MJA	HORIZ	1"-14	DIR LNG	119	PV8	12V	2MP	Spline
4777	5384	5167	5644	7H15	WV	HORIZ	3/4x7/8	EAR	132	2	12V	2MP	Spline
4778	5382	5167	5644	7H15	WV	HORIZ	3/4x7/8	DIR	132	2	12V	2MP	note2
4779	5286 w/5201		5138	7H15HD	JD	VERT	3/4x7/8	EAR	125	2	12V	-	Spline
4780	5726	-	5601	7H15	JD	VERT	3/4x7/8	DIR	132	2	12V	-	Spline
4781	5332	4781-9931	5603	7H15HD	KC	HORIZ	3/4x7/8	EAR	130	PV8	12V	1P	Spline
4785	SD 4785	-	-	7H15	GF	-	-	DIR	130	PV7	12V	-	-
4792	5366	5168	-	7H15	GQ	LATER'L	3/4x7/8	DIR	125	PV6	12V	2MP	Spline
4793	5346	5164	-	7H15	GWA	-	-	DIR	125	PV6	12V	-	KEY
4795	5304	4795-9931	5632	7H15SHD	MD	HORIZ	1"-14	DIR LNG	152	PV8	24v	1P	KEY
4810	5370	4810-9931	-	7H15HD	WJ	SPC'L	Spcl Pad	DIR LNG	125	PV6	12V	2FRD	Spline
4813	5317	-	-	7H15SHD	KCA	HORIZ	3/4x7/8	DIR LNG	132	PV8	12V	2CAT	KEY
4815	5347	5168	-	7H15	GWA	-	-	DIR	125	PV6	12V	2MP	Spline
4816	5348	5169	-	7H15	GWA	-	-	DIR	119	PV8	12V	2MP	Spline
4817	5371	5177	-	7H15HD	MJA	HORIZ	1"-14	DIR LNG	135	PV8	12V	2MP	KEY
4818	5333	5137	-	7H15HD	GH	HORIZ	H-PAD	DIR	119	PV8	12V	2MP	KEY
4819	5334	5168	-	7H15HD	GH	HORIZ	H-PAD	DIR LNG	125	PV6	12V	2MP	KEY
4820	5335	5137	-	7H15HD	GH	HORIZ	H-PAD	EAR	119	PV8	12V	2MP	KEY
4821	5336	5116	-	7H15HD	GH	HORIZ	H-PAD	EAR	132	2	12V	2MP	KEY
4822	5349	5137	-	7H15	JDA	VERT	3/4x7/8	DIR	119	PV8	12V	2MP	KEY
4823	5390	4781-9931	5603	7H15HD	KC	HORIZ	3/4x7/8	DIR SHT	130	PV8	12V	1P	Spline
4825	SD 4825	-	-	7H15	GRA	VERT	PAD	Swing	130	PV6	12V	-	-
4840	5318	4840-9932	5602	7H15SHD	GK	HORIZ	H-PAD	DIR LNG	152	PV8	24V	2CAT	KEY
4846	SD 4846	-	-	7H15	GF	-	-	DIR	130	PV7	12V	-	-
4854	SD 4854	-	-	7H15	GZA	-	-	Swing	130	PV6	12V	-	-
4860	5286	5138	-	FLX PAG	GV	HORIZ	GM metric	EAR	125	2	12V	1B/P	KEY
4861	5186	-	-	FLX R12	GV	HORIZ	GM metric	EAR	125	2	12V	-	KEY
4862	5287	4862-9931	-	FLX PAG	GV	HORIZ	GM metric	EAR	125	2	24V	1B/P	KEY
4863	5187	-	-	FLX R12	GV	HORIZ	GM metric	EAR	125	2	24V	-	KEY
4864	5282	5137	-	FLX PAG	GV	HORIZ	GM metric	EAR	119	PV8	12V	1B/P	KEY
4865	5182	-	-	FLX R12	GV	HORIZ	GM metric	EAR	119	PV8	12V	-	KEY
4866	5283	4866-9930	-	FLX PAG	GV	HORIZ	GM metric	EAR	119	PV8	24V	1B/P	KEY
4867	5183	-	-	FLX R12	GV	HORIZ	GM metric	EAR	119	PV8	24V	-	KEY
4868	5295	5059	-	FLX PAG	GV	HORIZ	GM metric	EAR	158	1VG	12V	1B/P	KEY
4869	5195	-	-	FLX R12	GV	HORIZ	GM metric	EAR	158	1VG	12V	-	KEY
4870	5296	4870-9930	-	FLX PAG	GV	HORIZ	GM metric	EAR	158	1VG	24V	1B/P	KEY
4871	5196	-	-	FLX R12	GV	HORIZ	GM metric	EAR	158	1VG	24V	-	KEY
4872	5289	4872-9930	-	FLX PAG	GV	HORIZ	GM metric	EAR	125	PV10	12V	1B/P	KEY
4873	5189	-	-	FLX R12	GV	HORIZ	GM metric	EAR	125	PV10	12V	-	KEY
4874	5284	4874-9933	-	FLX PAG	GV	HORIZ	GM metric	EAR	119	PV8	12V	1B/P	KEY
4875	5292	4875-9932	5602	FLX PAG	GK	HORIZ	H-PAD	EAR	138	1	12V	1B/P	KEY
4876	5192	-	-	FLX R12	GV	HORIZ	GM metric	EAR	138	1	12V	-	KEY
4877	5293	4877-9932	5602	FLX PAG	GK	HORIZ	H-PAD	EAR	138	1	24V	1B/P	KEY
4878	5193	-	-	FLX PAG	GV	HORIZ	GM metric	EAR	138	1	24V	-	KEY
4881	5294	4881-9930	-	FLX PAG	GV	HORIZ	GM metric	EAR	152	2	24V	1B/P	KEY
4882	5194	-	-	FLX R12	GV	HORIZ	GM metric	EAR	152	2	24V	-	KEY
4883	5339	-	5601	7H15HD	JD	VERT	3/4x7/8	DIR LNG	125	PV6	12V	-	-
4885	5371	5177	-	7H15HD	MJA	HORIZ	1"-14	DIR LNG	135	PV8	12V	2MP	KEY
4890	5389	5064	5644	7H15	WV	HORIZ	3/4x7/8	DIR	132	2	12V	-	KEY
4891	5387	4891-9931	5644	7H15HD	WV	HORIZ	3/4x7/8	DIR LNG	132	2	12V	-	KEY
4892	5385	4982-9931	5644	7H15HD	WV	HORIZ	3/4x7/8	DIR SHT	130	PV8	12V	-	KEY
4893	5388	5064	5644	7H15	WV	HORIZ	3/4x7/8	EAR	132	2	12V	-	KEY
4894	5726	5064	5601	7H15	JD	VERT	3/4x7/8	DIR	132	2	12V	-	KEY
4895	5332	4895-9931	5603	7H15	KC	HORIZ	3/4x7/8	EAR	130	PV8	12V	-	KEY
4896	5380	-	5601	7H15	JD	VERT	3/4x7/8	EAR	125	2	12V	-	KEY
4953	SD 4987	-	-	TRS090	-	Body Port	Body Port	BTD	109	PV4	12V	-	-
4969	SD 4969	-	-	TRS090	-	-	-	DIR	111	PV6	12V	-	-
4975	SD 4975	-	-	TRSA09	-	-	-	DIR	101	PV6	12V	-	-
4976	SD 4976	-	-	TRSA09	-	-	-	DIR	103	PV6	12V	-	-
4979	SD 4979	-	-	TRS105	-	-	-	DIR	95	PV7	12V	-	-
4987	SD 4987	-	-	TRS090	-	Body Port	Body Port	BTD	109	PV4	12V	-	-

NOTE: Refer notes and abbreviations on page 231.

COMPRESSORS

COMPRESSORS — SANDEN

Listed in ascended order by Sanden Number (continued)

SANDEN# NUMBER	AIRSOURCE NUMBERS			MODEL	FITTING			MOUNT	PULLEY		VOLT	WIRE END	SHAFT
	COMPR	CLTCH	CYL HD		HEAD	POS	SIZE		DIA mm	GRV			
5072	5786	-	5625	5H09	FL	VERT	3/4x7/8	EAR	125	2	12V	-	KEY
5073	5788	-	5625	5H09	FL	VERT	3/4x7/8	EAR	125	2	24V	-	KEY
5407	5974	5058	5621	508HD	FG	VERT	3/4x7/8	EAR	132	2	24V	-	KEY
5411	5911	5069	5631	508	M	HORIZ	1"-14	EAR	125	PV10	12V	-	KEY
5413	5191 w/5201	-	-	508	FG	VERT	3/4x7/8	EAR	132	2	24V	-	-
5415	5912	5069	5621	508	FG	VERT	3/4x7/8	EAR	125	PV10	12V	1	KEY
5424	5920	5057	5621	508	FG	VERT	3/4x7/8	EAR	132	2	12V	-	-
5425	5195 w/5201	-	-	508	FG	VERT	3/4x7/8	EAR	158	1VG	12V	-	-
5706	5906	-	5624	510HD	QH	HORIZ	PAD	EAR	119	PV7	12V	2FRD	KEY
5725	5990	5057	5628	510	B	VERT	FLARE	EAR	132	2	12V	-	-
5740	5902	5066	5632	709	MD	HORIZ	1"-14	EAR	125	2	12V	1	KEY
5747	5975	-	5621	510	FG	VERT	3/4x7/8	EAR	158	1VG	12V	-	-
6627	5774	-	5625	5H14	FL	VERT	3/4x7/8	EAR	132	2	24V	-	-
6629	5737	5060	5625	5H14	FL	VERT	3/4x7/8	EAR	119	PV7	12V	1	KEY
6630	5290 w/5202	-	-	5H14	K	HORIZ	3/4x7/8	EAR	132	2	12V	-	KEY
6631	5703	5057	5631	5H14	M	HORIZ	1"-14	EAR	132	2	12V	1	KEY
6632	5291 w/5204	-	-	5H14	M	HORIZ	1"-14	EAR	132	2	24V	-	-
6634	5731	5058	-	5H14	K	HORIZ	3/4x7/8	EAR	132	2	24V	-	KEY
6642	5290 w/5203	-	-	5H14	C	VERT	1"-14	EAR	132	2	12V	-	-
6655	5282 w/5204	-	-	5H14	M	HORIZ	1"-14	EAR	119	PV7	12V	-	-
6656	5289 w/5204	-	-	5H14	FL	VERT	3/4x7/8	EAR	125	PV10	12V	-	-
6664	5720	5057	5625	5H14	FL	VERT	3/4x7/8	EAR	132	2	12V	-	KEY
6665	5774	5058	5625	5H14	FL	VERT	3/4x7/8	EAR	132	2	24V	1	KEY
6667	5291 w/5203	-	-	5H14	C	VERT	1"-14	EAR	132	2	24V	-	-
6670	5289 w/5202	-	-	5H14	M	HORIZ	1"-14	EAR	125	PV10	12V	-	-
6671	5719	5059	5634	5H14	C	VERT	1"-14	EAR	158	1VG	12V	1	KEY
6672	5775	-	5625	5H14	FL	VERT	3/4x7/8	EAR	158	1VG	24V	-	KEY
6673	5715	5059	5625	5H14	FL	VERT	3/4x7/8	EAR	158	1VG	12V	1	KEY
6674	5714	5061	5625	5H14	FL	VERT	3/4x7/8	EAR	122	1	12V	1	KEY
6675	5282 w/5204	-	-	5H14	M	HORIZ	1"-14	EAR	119	PV6	12V	-	-
6676	5290 w/5202	-	-	5H14	K	HORIZ	3/4x7/8	EAR	132	2	12V	1P	KEY
6677	5290 w/5203	-	-	5H14	C	VERT	1"-14	EAR	132	2	12V	-	-
6678	5290 w/5203	-	-	5H14	C	VERT	1"-14	EAR	132	2	12V	-	-
6679	5294 w/5201	-	-	5H14	FL	VERT	3/4x7/8	EAR	152	2	24V	-	-
6680	5291 w/5202	-	-	5H14	K	HORIZ	3/4x7/8	EAR	132	2	24V	-	-
7402	5902	5066	5632	709	MD	HORIZ	1"-14	EAR	125	2	12V	1	KEY
7409	5909	5066	5620	709	FC	VERT	3/4x7/8	EAR	125	2	12V	1	KEY
7416	5916	5065	5620	709	FC	VERT	3/4x7/8	DIR	119	PV6	12V	1	KEY
7427	5182 w/5203	-	-	709	CB	VERT	1"-14	EAR	119	PV6	12V	-	-
7492	5182 w/5201	-	-	709	FC	VERT	3/4x7/8	EAR	119	PV8	12V	-	-
7501	5916	5065	5620	709	FC	VERT	3/4x7/8	DIR	119	PV6	12V	1	KEY
7621	5186 w/5201	-	-	7H15	FC	VERT	3/4x7/8	EAR	125	2	12V	-	-
7712	5913	5065	5632	709	MD	HORIZ	1"-14	DIR	119	PV6	12V	-	KEY
7803	5704	5138	-	7H15	SJ	SPC'L	Spc'l Pad	EAR	125	2	12V	2MP	KEY
7804	5322	5122	-	7H15HD	WH	SPC'L	Spc'l Pad	DIR LNG	119	PV8	12V	2FRD	KEY
7819	5702	5066	5632	7H15	MD	HORIZ	1"-14	EAR	125	2	12V	1P	KEY
7822	5748	5068	5632	7H15	MD	HORIZ	1"-14	EAR	119	PV8	12V	1	KEY
7864	5282 w/5202	-	-	7H15	-	-	-	-	-	-	-	-	-
8017	5287 w/5201	-	-	7H15	-	-	-	-	-	-	-	-	-
8025	5282 w/5202	-	-	7H15	-	-	-	-	-	-	-	-	-
8103	5706	4874-9933	5601	7H15	JD	VERT	3/4x7/8	EAR	119	PV8	12V	-	KEY
8104	5764	5064	5601	7H15HD	JD	VERT	3/4x7/8	EAR	132	2	12V	-	KEY
8105	5716	5065	5601	7H15	JD	VERT	3/4x7/8	DIR	119	PV6	12V	-	KEY
8107	5391	5119	5602	7H15SHD	GK	HORIZ	H-PAD	EAR	138.5	1	24V	-	KEY
8108	5305	4608-9932	5602	7H15SHD	GK	HORIZ	3/4x7/8	EAR	152	1	12V	-	KEY
8109	5312	4640-9931	5602	7H15SHD	GK	HORIZ	H-PAD	EAR	138.5	1	24V	-	KEY
8390	5990	5057	5628	508	B	VERT	FLARE	EAR	132	2	12V	-	KEY
8396	5194 w/5205	-	5628	508	B	VERT	FLARE	EAR	152	2	24V	-	-
8399	5999	5057	5628	508	B	VERT	FLARE	EAR	132	2	24V	-	KEY
9005	5190 w/5203	-	-	508	C	VERT	1"-14	EAR	132	2	12V	-	-
9026	5926	5057	5631	508HD	M	HORIZ	1"-14	EAR	132	2	12V	1	KEY

NOTE: Refer notes and abbreviations on page 231.

COMPRESSORS

SANDEN — COMPRESSORS

Listed in ascended order by Sanden Number (continued)

SANDEN# NUMBER	AIRSOURCE NUMBERS			MODEL	FITTING			MOUNT	PULLEY		VOLT	WIRE END	SHAFT
	COMPR	CLTCH	CYL HD		HEAD	POS	SIZE		DIA mm	GRV			
9040	5190 w/5201	-	-	508	FG	VERT	3/4x7/8	EAR	132	2	12V	-	-
9056	5956	-	-	505	E	VERT	FLARE	EAR	125	2	12V	-	KEY
9077	5788	-	-	505	E	VERT	FLARE	EAR	125	2	24V	-	-
9103	5903	5057	5628	510HD	B	VERT	FLARE	EAR	132	2	12V	-	KEY
9105	5905	5058	5628	510HD	B	VERT	FLARE	EAR	132	2	24V	-	KEY
9112	SD 9112	-	5628	510HD	B	VERT	FLARE	EAR	152	B1	12V	-	KEY
9114	5925	5057	5634	510HD	C	VERT	1"-14	EAR	132	2	12V	1	KEY
9119	5919	5059	5634	510HD	C	VERT	1"-14	EAR	158	1VG	12V	1	KEY
9120	5920	5057	5621	510HD	FG	VERT	3/4x7/8	EAR	132	2	12V	1	KEY
9122	5922	-	5634	510HD	C	VERT	1"-14	EAR	158	1VG	24V	1	KEY
9125	5190 w/5204	-	-	510HD	M	HORIZ	1"-14	EAR	132	2	12V	-	-
9133	5191 w/5204	-	-	510HD	M	HORIZ	1"-14	EAR	132	2	24V	-	-
9137	5191 w/5203	-	-	510HD	C	VERT	1"-14	EAR	132	2	24V	-	-
9143	5191 w/5201	-	-	510HD	FG	VERT	3/4x7/8	EAR	132	2	24V	-	-
9263	5190 w/5203	-	-	508	N	VERT	1"-14	EAR	132	2	12V	-	-
9264	5190 w/5204	-	-	508	M	HORIZ	1"-14	EAR	132	2	12V	-	-
9265	5191 w/5204	-	-	508	M	HORIZ	1"-14	EAR	132	2	24V	-	-
9283	5182 w/5205	-	-	508	B	VERT	FLARE	EAR	119	PV7	12V	-	-
9285	5985	5057	5621	508	FG	VERT	3/4x7/8	EAR	132	2	12V	1	KEY
9505	5191 w/5203	-	-	508HD	C	VERT	1"-14	EAR	132	2	24V	-	-
9513	5912	5069	5628	508	B	VERT	FLARE	EAR	125	PV10	12V	-	-
9514	5914	5148	5621	508HD	FG	VERT	3/4x7/8	EAR	122	1	12V	1	KEY
9515	5727	-	5621	508HD	FG	VERT	3/4x7/8	EAR	132	2	12V	-	-
9537	5937	5060	5621	508	FG	VERT	3/4x7/8	EAR	119	PV7	12V	1	KEY
9540	5182 w/5204	-	-	508	M	HORIZ	1"-14	EAR	119	PV6	12V	-	-
9546	5182 w/5203	-	-	508	N	VERT	1"-14	EAR	119	PV6	12V	-	-
9548	5989	5057	5624	510HD	QH	HORIZ	PAD	EAR	132	2	12V	1	KEY
9563	5989	5057	5624	508HD	QH	HORIZ	H PAD	EAR	132	2	12V	1	KEY
9565	5182 w/5205	-	-	508	B	VERT	FLARE	EAR	119	PV6	12V	-	-
9570	5182 w/5204	-	-	508	M	HORIZ	1"-14	EAR	119	PV7	12V	-	-
9583	5914	5148	5621	508HD	FG	VERT	3/4x7/8	EAR	122	1 OH	12V	1	KEY
9592	5992	5061	5631	508HD	M	HORIZ	1"-14	EAR	122	1	12V	1	KEY
9594	5995NC	5148	-	508	FQ	-	-	EAR	122	1 OH	12V	2FRD	KEY
9669	5989	5057	5624	508HD	QH	HORIZ	PAD	EAR	132	2	12V	1	KEY
9674	5974	5058	5621	510HD	FG	VERT	3/4x7/8	EAR	132	2	24V	1	KEY
9675	5975	5059	5621	510HD	FG	VERT	3/4x7/8	EAR	158	1VG	12V	1	KEY
9676	5976	6521-6210	5621	510HD	FG	VERT	3/4x7/8	EAR	158	1VG	24V	1	KEY
9680	5919	5059	5634	510	C	VERT	1"-14	EAR	158	1VG	12V	-	-
9684	5952	4877-9932	-	510	QM	HORIZ	GM PAD	EAR	138	1	24V	-	KEY
9689	5989	5057	-	510HD	QF	HORIZ	H PAD	EAR	132	2	12V	1	KEY
A7VC	5301	-	5632	7H15SHD	MD	HORIZ	1"-14	EAR	152	2	12V	1B	KEY
A9UL	5338	5165	-	7H15HD	MJA	HORIZ	1"-14	EAR	130	PV8	12V	-	KEY
57093	5773NC	-	-	510	FQ	VERT	3/4x7/8	EAR	-	-	-	-	-
57303	5930NC	-	-	510	WF	VERT	PAD	EAR	-	-	-	-	-
46033	SD 4601	-	-	7H15	WJ	HORIZ	PAD	EAR	-	-	-	-	-
46023	5772NC	-	-	7H15	WH	VERT	PAD	DIR	-	-	-	-	-

Notes / Abbreviations:

* OE Head has PRV, ours does not

- 1) Information — at current time
 - 2) 4778 splined (4777-9931 clutch), 4715 keyed (4694-9931 clutch)
 - 3) 4626 keyed (4626-9931 clutch), 4780 splined (4780-9931 clutch)
 - 4) OE version 2wire Ford connector, Aftermarket is 1wire bullet
 - 5) Use 8 groove clutch (5137)
 - 6) Universal GM Pad used with manifold
- (-) DESIGNATES CALL FOR AVAILABILITY

Abbreviations:

- 1 = single wire bullet connector
- 1B/P = single wire with FLX7 combination bullet/packard conn., can use with 1545 dual harness conn.
- 1P = single wire packard connector
- 1WP = single wire weatherpack connector
- 2CAT = two wire Cat. OE connector
- 2FRD = two wire Ford OE connector
- 2MP = two wire Metropack connector

DIR LNG = Direct Long; DIR SHT = Direct Short; PRV = Pressure Relief Valve



















Tech Tip: When replacing an R12 compressor with an R134a type you will need to do the following: Since **ALL** R134a compressors do not contain service (schradler) ports needed to hook up manifold gauge hoses for servicing and charging, the additional purchase of R134a service ports are required. (The ports required are compressor specific, relating to the style of head where the A/C hoses are attached). Once the head style is determined, the ports simply are attached to the compressor fittings.

COMPRESSORS

COMPRESSORS — SANDEN STYLE

















Listed in ascending order by our Part Number

COMPRESSORS

 <p>5190A R12</p> <table border="1"> <thead> <tr> <th>Model</th> <th>Mount</th> <th>Clutch</th> </tr> </thead> <tbody> <tr> <td>FLX w/fitting</td> <td>Ear</td> <td>2gr 132mm</td> </tr> <tr> <th>Volt</th> <th>Head</th> <th>Sanden#</th> </tr> <tr> <td>12</td> <td>GV</td> <td>4459</td> </tr> </tbody> </table>	Model	Mount	Clutch	FLX w/fitting	Ear	2gr 132mm	Volt	Head	Sanden#	12	GV	4459	 <p>5282A R134a</p> <table border="1"> <thead> <tr> <th>Model</th> <th>Mount</th> <th>Clutch</th> </tr> </thead> <tbody> <tr> <td>FLX w/fitting</td> <td>Ear</td> <td>8gr 119mm</td> </tr> <tr> <th>Volt</th> <th>Head</th> <th>Sanden#</th> </tr> <tr> <td>12</td> <td>GV</td> <td>4460</td> </tr> </tbody> </table>	Model	Mount	Clutch	FLX w/fitting	Ear	8gr 119mm	Volt	Head	Sanden#	12	GV	4460	 <p>5290A R134a</p> <table border="1"> <thead> <tr> <th>Model</th> <th>Mount</th> <th>Clutch</th> </tr> </thead> <tbody> <tr> <td>FLX w/fitting</td> <td>Ear</td> <td>2gr 132mm</td> </tr> <tr> <th>Volt</th> <th>Head</th> <th>Sanden#</th> </tr> <tr> <td>12</td> <td>GV</td> <td>4457</td> </tr> </tbody> </table>	Model	Mount	Clutch	FLX w/fitting	Ear	2gr 132mm	Volt	Head	Sanden#	12	GV	4457	 <p>5290C R134a</p> <table border="1"> <thead> <tr> <th>Model</th> <th>Mount</th> <th>Clutch</th> </tr> </thead> <tbody> <tr> <td>FLX w/fitting</td> <td>Ear</td> <td>2gr 132mm</td> </tr> <tr> <th>Volt</th> <th>Head</th> <th>Sanden#</th> </tr> <tr> <td>12</td> <td>GV</td> <td>4458</td> </tr> </tbody> </table>	Model	Mount	Clutch	FLX w/fitting	Ear	2gr 132mm	Volt	Head	Sanden#	12	GV	4458
Model	Mount	Clutch																																																	
FLX w/fitting	Ear	2gr 132mm																																																	
Volt	Head	Sanden#																																																	
12	GV	4459																																																	
Model	Mount	Clutch																																																	
FLX w/fitting	Ear	8gr 119mm																																																	
Volt	Head	Sanden#																																																	
12	GV	4460																																																	
Model	Mount	Clutch																																																	
FLX w/fitting	Ear	2gr 132mm																																																	
Volt	Head	Sanden#																																																	
12	GV	4457																																																	
Model	Mount	Clutch																																																	
FLX w/fitting	Ear	2gr 132mm																																																	
Volt	Head	Sanden#																																																	
12	GV	4458																																																	
 <p>5300 R134a</p> <table border="1"> <thead> <tr> <th>Model</th> <th>Mount</th> <th>Clutch</th> </tr> </thead> <tbody> <tr> <td>7H15SHD</td> <td>Ear</td> <td>2gr 152mm</td> </tr> <tr> <th>Volt</th> <th>Head</th> <th>Sanden#</th> </tr> <tr> <td>12</td> <td>MD</td> <td>4609</td> </tr> </tbody> </table>	Model	Mount	Clutch	7H15SHD	Ear	2gr 152mm	Volt	Head	Sanden#	12	MD	4609	 <p>5301 R134a</p> <table border="1"> <thead> <tr> <th>Model</th> <th>Mount</th> <th>Clutch</th> </tr> </thead> <tbody> <tr> <td>7H15SHD</td> <td>Ear</td> <td>2gr 152mm</td> </tr> <tr> <th>Volt</th> <th>Head</th> <th>Sanden#</th> </tr> <tr> <td>12</td> <td>MD</td> <td>A7VC</td> </tr> </tbody> </table>	Model	Mount	Clutch	7H15SHD	Ear	2gr 152mm	Volt	Head	Sanden#	12	MD	A7VC	 <p>5302 R134a</p> <table border="1"> <thead> <tr> <th>Model</th> <th>Mount</th> <th>Clutch</th> </tr> </thead> <tbody> <tr> <td>7H15SHD</td> <td>Ear</td> <td>2 gr 152mm</td> </tr> <tr> <th>Volt</th> <th>Head</th> <th>Sanden#</th> </tr> <tr> <td>24</td> <td>MD</td> <td>4611</td> </tr> </tbody> </table>	Model	Mount	Clutch	7H15SHD	Ear	2 gr 152mm	Volt	Head	Sanden#	24	MD	4611	 <p>5303 R134a</p> <table border="1"> <thead> <tr> <th>Model</th> <th>Mount</th> <th>Clutch</th> </tr> </thead> <tbody> <tr> <td>7H15HD</td> <td>Direct</td> <td>8gr 152mm</td> </tr> <tr> <th>Volt</th> <th>Head</th> <th>Sanden#</th> </tr> <tr> <td>12</td> <td>MD</td> <td>4768</td> </tr> </tbody> </table>	Model	Mount	Clutch	7H15HD	Direct	8gr 152mm	Volt	Head	Sanden#	12	MD	4768
Model	Mount	Clutch																																																	
7H15SHD	Ear	2gr 152mm																																																	
Volt	Head	Sanden#																																																	
12	MD	4609																																																	
Model	Mount	Clutch																																																	
7H15SHD	Ear	2gr 152mm																																																	
Volt	Head	Sanden#																																																	
12	MD	A7VC																																																	
Model	Mount	Clutch																																																	
7H15SHD	Ear	2 gr 152mm																																																	
Volt	Head	Sanden#																																																	
24	MD	4611																																																	
Model	Mount	Clutch																																																	
7H15HD	Direct	8gr 152mm																																																	
Volt	Head	Sanden#																																																	
12	MD	4768																																																	
 <p>5304 R134a</p> <table border="1"> <thead> <tr> <th>Model</th> <th>Mount</th> <th>Clutch</th> </tr> </thead> <tbody> <tr> <td>7H15SHD</td> <td>Direct</td> <td>8gr 152mm</td> </tr> <tr> <th>Volt</th> <th>Head</th> <th>Sanden#</th> </tr> <tr> <td>24</td> <td>MD</td> <td>4795</td> </tr> </tbody> </table>	Model	Mount	Clutch	7H15SHD	Direct	8gr 152mm	Volt	Head	Sanden#	24	MD	4795	 <p>5305 R134a</p> <table border="1"> <thead> <tr> <th>Model</th> <th>Mount</th> <th>Clutch</th> </tr> </thead> <tbody> <tr> <td>7H15SHD</td> <td>Ear</td> <td>1gr 152mm</td> </tr> <tr> <th>Volt</th> <th>Head</th> <th>Sanden#</th> </tr> <tr> <td>12</td> <td>GK</td> <td>4608/8108</td> </tr> </tbody> </table>	Model	Mount	Clutch	7H15SHD	Ear	1gr 152mm	Volt	Head	Sanden#	12	GK	4608/8108	 <p>5312 R134a</p> <table border="1"> <thead> <tr> <th>Model</th> <th>Mount</th> <th>Clutch</th> </tr> </thead> <tbody> <tr> <td>7H15SHD</td> <td>Ear</td> <td>1gr 152mm</td> </tr> <tr> <th>Volt</th> <th>Head</th> <th>Sanden#</th> </tr> <tr> <td>24</td> <td>GK</td> <td>4640/8109</td> </tr> </tbody> </table>	Model	Mount	Clutch	7H15SHD	Ear	1gr 152mm	Volt	Head	Sanden#	24	GK	4640/8109	 <p>5313 R134a</p> <table border="1"> <thead> <tr> <th>Model</th> <th>Mount</th> <th>Clutch</th> </tr> </thead> <tbody> <tr> <td>7H15</td> <td>Ear</td> <td>8gr 132 mm</td> </tr> <tr> <th>Volt</th> <th>Head</th> <th>Sanden#</th> </tr> <tr> <td>24</td> <td>GK</td> <td>4726</td> </tr> </tbody> </table>	Model	Mount	Clutch	7H15	Ear	8gr 132 mm	Volt	Head	Sanden#	24	GK	4726
Model	Mount	Clutch																																																	
7H15SHD	Direct	8gr 152mm																																																	
Volt	Head	Sanden#																																																	
24	MD	4795																																																	
Model	Mount	Clutch																																																	
7H15SHD	Ear	1gr 152mm																																																	
Volt	Head	Sanden#																																																	
12	GK	4608/8108																																																	
Model	Mount	Clutch																																																	
7H15SHD	Ear	1gr 152mm																																																	
Volt	Head	Sanden#																																																	
24	GK	4640/8109																																																	
Model	Mount	Clutch																																																	
7H15	Ear	8gr 132 mm																																																	
Volt	Head	Sanden#																																																	
24	GK	4726																																																	
 <p>5314 R134a</p> <table border="1"> <thead> <tr> <th>Model</th> <th>Mount</th> <th>Clutch</th> </tr> </thead> <tbody> <tr> <td>7H15SHD</td> <td>Ear</td> <td>1gr 138mm</td> </tr> <tr> <th>Volt</th> <th>Head</th> <th>Sanden#</th> </tr> <tr> <td>12</td> <td>KC</td> <td>4661</td> </tr> </tbody> </table>	Model	Mount	Clutch	7H15SHD	Ear	1gr 138mm	Volt	Head	Sanden#	12	KC	4661	 <p>5316 R134a</p> <table border="1"> <thead> <tr> <th>Model</th> <th>Mount</th> <th>Clutch</th> </tr> </thead> <tbody> <tr> <td>7H15SHD</td> <td>Direct</td> <td>8gr 132mm</td> </tr> <tr> <th>Volt</th> <th>Head</th> <th>Sanden#</th> </tr> <tr> <td>24</td> <td>GK</td> <td>4769</td> </tr> </tbody> </table>	Model	Mount	Clutch	7H15SHD	Direct	8gr 132mm	Volt	Head	Sanden#	24	GK	4769	 <p>5317 R134a</p> <table border="1"> <thead> <tr> <th>Model</th> <th>Mount</th> <th>Clutch</th> </tr> </thead> <tbody> <tr> <td>7H15SHD</td> <td>Direct</td> <td>8gr 132mm</td> </tr> <tr> <th>Volt</th> <th>Head</th> <th>Sanden#</th> </tr> <tr> <td>12</td> <td>KCA</td> <td>4813</td> </tr> </tbody> </table>	Model	Mount	Clutch	7H15SHD	Direct	8gr 132mm	Volt	Head	Sanden#	12	KCA	4813	 <p>5318 R134a</p> <table border="1"> <thead> <tr> <th>Model</th> <th>Mount</th> <th>Clutch</th> </tr> </thead> <tbody> <tr> <td>7H15SHD</td> <td>Direct</td> <td>8gr 152mm</td> </tr> <tr> <th>Volt</th> <th>Head</th> <th>Sanden#</th> </tr> <tr> <td>24</td> <td>GK</td> <td>4840</td> </tr> </tbody> </table>	Model	Mount	Clutch	7H15SHD	Direct	8gr 152mm	Volt	Head	Sanden#	24	GK	4840
Model	Mount	Clutch																																																	
7H15SHD	Ear	1gr 138mm																																																	
Volt	Head	Sanden#																																																	
12	KC	4661																																																	
Model	Mount	Clutch																																																	
7H15SHD	Direct	8gr 132mm																																																	
Volt	Head	Sanden#																																																	
24	GK	4769																																																	
Model	Mount	Clutch																																																	
7H15SHD	Direct	8gr 132mm																																																	
Volt	Head	Sanden#																																																	
12	KCA	4813																																																	
Model	Mount	Clutch																																																	
7H15SHD	Direct	8gr 152mm																																																	
Volt	Head	Sanden#																																																	
24	GK	4840																																																	

SANDEN STYLE — COMPRESSORS

Listed in ascending order by our Part Number

















 5320 R134a <table border="1"> <thead> <tr> <th>Model</th> <th>Mount</th> <th>Clutch</th> </tr> </thead> <tbody> <tr> <td>7H15</td> <td>Ear</td> <td>2gr 132mm</td> </tr> <tr> <th>Volt</th> <th>Head</th> <th>Sanden#</th> </tr> <tr> <td>12</td> <td>SJ</td> <td>4704/4497</td> </tr> </tbody> </table>	Model	Mount	Clutch	7H15	Ear	2gr 132mm	Volt	Head	Sanden#	12	SJ	4704/4497	 5321 <table border="1"> <thead> <tr> <th>Model</th> <th>Mount</th> <th>Clutch</th> </tr> </thead> <tbody> <tr> <td>7H15SHD</td> <td>Direct</td> <td>8gr 133mm</td> </tr> <tr> <th>Volt</th> <th>Head</th> <th>O.E.M.#</th> </tr> <tr> <td>12</td> <td>JD</td> <td>SD4698</td> </tr> </tbody> </table>	Model	Mount	Clutch	7H15SHD	Direct	8gr 133mm	Volt	Head	O.E.M.#	12	JD	SD4698	 5322 R134a <table border="1"> <thead> <tr> <th>Model</th> <th>Mount</th> <th>Clutch</th> </tr> </thead> <tbody> <tr> <td>7H15HD</td> <td>Direct</td> <td>8gr 119mm</td> </tr> <tr> <th>Volt</th> <th>Head</th> <th>Sanden#</th> </tr> <tr> <td>12</td> <td>WH</td> <td>4767/4486</td> </tr> </tbody> </table>	Model	Mount	Clutch	7H15HD	Direct	8gr 119mm	Volt	Head	Sanden#	12	WH	4767/4486	 5323 R134a <table border="1"> <thead> <tr> <th>Model</th> <th>Mount</th> <th>Clutch</th> </tr> </thead> <tbody> <tr> <td>7H15HD</td> <td>Direct</td> <td>8gr 119mm</td> </tr> <tr> <th>Volt</th> <th>Head</th> <th>Sanden#</th> </tr> <tr> <td>12</td> <td>WJ</td> <td>4305/4496/4718</td> </tr> </tbody> </table>	Model	Mount	Clutch	7H15HD	Direct	8gr 119mm	Volt	Head	Sanden#	12	WJ	4305/4496/4718
Model	Mount	Clutch																																																	
7H15	Ear	2gr 132mm																																																	
Volt	Head	Sanden#																																																	
12	SJ	4704/4497																																																	
Model	Mount	Clutch																																																	
7H15SHD	Direct	8gr 133mm																																																	
Volt	Head	O.E.M.#																																																	
12	JD	SD4698																																																	
Model	Mount	Clutch																																																	
7H15HD	Direct	8gr 119mm																																																	
Volt	Head	Sanden#																																																	
12	WH	4767/4486																																																	
Model	Mount	Clutch																																																	
7H15HD	Direct	8gr 119mm																																																	
Volt	Head	Sanden#																																																	
12	WJ	4305/4496/4718																																																	
 Replaced by #5770 5324 R134a <table border="1"> <thead> <tr> <th>Model</th> <th>Mount</th> <th>Clutch</th> </tr> </thead> <tbody> <tr> <td>7H15</td> <td>Direct</td> <td>8gr 119mm</td> </tr> <tr> <th>Volt</th> <th>Head</th> <th>Sanden#</th> </tr> <tr> <td>12</td> <td>WH</td> <td>4730</td> </tr> </tbody> </table>	Model	Mount	Clutch	7H15	Direct	8gr 119mm	Volt	Head	Sanden#	12	WH	4730	 5325 R134a <table border="1"> <thead> <tr> <th>Model</th> <th>Mount</th> <th>Clutch</th> </tr> </thead> <tbody> <tr> <td>7H15HD</td> <td>Direct</td> <td>6gr 125mm</td> </tr> <tr> <th>Volt</th> <th>Head</th> <th>Sanden#</th> </tr> <tr> <td>12</td> <td>CBA</td> <td>4687</td> </tr> </tbody> </table>	Model	Mount	Clutch	7H15HD	Direct	6gr 125mm	Volt	Head	Sanden#	12	CBA	4687	 5326 R134a <table border="1"> <thead> <tr> <th>Model</th> <th>Mount</th> <th>Clutch</th> </tr> </thead> <tbody> <tr> <td>7H15HD</td> <td>Ear</td> <td>8gr 119mm</td> </tr> <tr> <th>Volt</th> <th>Head</th> <th>Sanden#</th> </tr> <tr> <td>12</td> <td>MJ</td> <td>4734/4477</td> </tr> </tbody> </table>	Model	Mount	Clutch	7H15HD	Ear	8gr 119mm	Volt	Head	Sanden#	12	MJ	4734/4477	 5327 R134a <table border="1"> <thead> <tr> <th>Model</th> <th>Mount</th> <th>Clutch</th> </tr> </thead> <tbody> <tr> <td>7H15HD</td> <td>Ear</td> <td>2gr 132mm</td> </tr> <tr> <th>Volt</th> <th>Head</th> <th>Sanden#</th> </tr> <tr> <td>12</td> <td>MJ</td> <td>4735/4471</td> </tr> </tbody> </table>	Model	Mount	Clutch	7H15HD	Ear	2gr 132mm	Volt	Head	Sanden#	12	MJ	4735/4471
Model	Mount	Clutch																																																	
7H15	Direct	8gr 119mm																																																	
Volt	Head	Sanden#																																																	
12	WH	4730																																																	
Model	Mount	Clutch																																																	
7H15HD	Direct	6gr 125mm																																																	
Volt	Head	Sanden#																																																	
12	CBA	4687																																																	
Model	Mount	Clutch																																																	
7H15HD	Ear	8gr 119mm																																																	
Volt	Head	Sanden#																																																	
12	MJ	4734/4477																																																	
Model	Mount	Clutch																																																	
7H15HD	Ear	2gr 132mm																																																	
Volt	Head	Sanden#																																																	
12	MJ	4735/4471																																																	
 5328 R134a <table border="1"> <thead> <tr> <th>Model</th> <th>Mount</th> <th>Clutch</th> </tr> </thead> <tbody> <tr> <td>7H15HD</td> <td>Ear</td> <td>2gr 132mm</td> </tr> <tr> <th>Volt</th> <th>Head</th> <th>Sanden#</th> </tr> <tr> <td>12</td> <td>JDA</td> <td>4736/4488</td> </tr> </tbody> </table>	Model	Mount	Clutch	7H15HD	Ear	2gr 132mm	Volt	Head	Sanden#	12	JDA	4736/4488	 5329 R134a <table border="1"> <thead> <tr> <th>Model</th> <th>Mount</th> <th>Clutch</th> </tr> </thead> <tbody> <tr> <td>7H15HD</td> <td>Direct</td> <td>2gr 132mm</td> </tr> <tr> <th>Volt</th> <th>Head</th> <th>Sanden#</th> </tr> <tr> <td>12</td> <td>JD</td> <td>4752/4491</td> </tr> </tbody> </table>	Model	Mount	Clutch	7H15HD	Direct	2gr 132mm	Volt	Head	Sanden#	12	JD	4752/4491	 5330 R134a <table border="1"> <thead> <tr> <th>Model</th> <th>Mount</th> <th>Clutch</th> </tr> </thead> <tbody> <tr> <td>7H15</td> <td>Direct</td> <td>6gr 125mm</td> </tr> <tr> <th>Volt</th> <th>Head</th> <th>Sanden#</th> </tr> <tr> <td>12</td> <td>CBA</td> <td>4756/4475</td> </tr> </tbody> </table>	Model	Mount	Clutch	7H15	Direct	6gr 125mm	Volt	Head	Sanden#	12	CBA	4756/4475	 5331 R134a <table border="1"> <thead> <tr> <th>Model</th> <th>Mount</th> <th>Clutch</th> </tr> </thead> <tbody> <tr> <td>7H15</td> <td>Direct</td> <td>8gr 119mm</td> </tr> <tr> <th>Volt</th> <th>Head</th> <th>Sanden#</th> </tr> <tr> <td>12</td> <td>MJA</td> <td>4776</td> </tr> </tbody> </table>	Model	Mount	Clutch	7H15	Direct	8gr 119mm	Volt	Head	Sanden#	12	MJA	4776
Model	Mount	Clutch																																																	
7H15HD	Ear	2gr 132mm																																																	
Volt	Head	Sanden#																																																	
12	JDA	4736/4488																																																	
Model	Mount	Clutch																																																	
7H15HD	Direct	2gr 132mm																																																	
Volt	Head	Sanden#																																																	
12	JD	4752/4491																																																	
Model	Mount	Clutch																																																	
7H15	Direct	6gr 125mm																																																	
Volt	Head	Sanden#																																																	
12	CBA	4756/4475																																																	
Model	Mount	Clutch																																																	
7H15	Direct	8gr 119mm																																																	
Volt	Head	Sanden#																																																	
12	MJA	4776																																																	
 5332 R134a <table border="1"> <thead> <tr> <th>Model</th> <th>Mount</th> <th>Clutch</th> </tr> </thead> <tbody> <tr> <td>7H15</td> <td>Ear</td> <td>8gr 130mm</td> </tr> <tr> <th>Volt</th> <th>Head</th> <th>Sanden#</th> </tr> <tr> <td>12</td> <td>KC</td> <td>4781</td> </tr> </tbody> </table>	Model	Mount	Clutch	7H15	Ear	8gr 130mm	Volt	Head	Sanden#	12	KC	4781	 5333 R134a <table border="1"> <thead> <tr> <th>Model</th> <th>Mount</th> <th>Clutch</th> </tr> </thead> <tbody> <tr> <td>7H15</td> <td>Direct</td> <td>8gr 119mm</td> </tr> <tr> <th>Volt</th> <th>Head</th> <th>Sanden#</th> </tr> <tr> <td>12</td> <td>GH</td> <td>4818/4485</td> </tr> </tbody> </table>	Model	Mount	Clutch	7H15	Direct	8gr 119mm	Volt	Head	Sanden#	12	GH	4818/4485	 5334 R134a <table border="1"> <thead> <tr> <th>Model</th> <th>Mount</th> <th>Clutch</th> </tr> </thead> <tbody> <tr> <td>7H15</td> <td>Direct</td> <td>6gr 125mm</td> </tr> <tr> <th>Volt</th> <th>Head</th> <th>Sanden#</th> </tr> <tr> <td>12</td> <td>GH</td> <td>4819</td> </tr> </tbody> </table>	Model	Mount	Clutch	7H15	Direct	6gr 125mm	Volt	Head	Sanden#	12	GH	4819	 5335 R134a <table border="1"> <thead> <tr> <th>Model</th> <th>Mount</th> <th>Clutch</th> </tr> </thead> <tbody> <tr> <td>7H15</td> <td>Ear</td> <td>8 gr 119mm</td> </tr> <tr> <th>Volt</th> <th>Head</th> <th>Sanden#</th> </tr> <tr> <td>12</td> <td>GH</td> <td>4820</td> </tr> </tbody> </table>	Model	Mount	Clutch	7H15	Ear	8 gr 119mm	Volt	Head	Sanden#	12	GH	4820
Model	Mount	Clutch																																																	
7H15	Ear	8gr 130mm																																																	
Volt	Head	Sanden#																																																	
12	KC	4781																																																	
Model	Mount	Clutch																																																	
7H15	Direct	8gr 119mm																																																	
Volt	Head	Sanden#																																																	
12	GH	4818/4485																																																	
Model	Mount	Clutch																																																	
7H15	Direct	6gr 125mm																																																	
Volt	Head	Sanden#																																																	
12	GH	4819																																																	
Model	Mount	Clutch																																																	
7H15	Ear	8 gr 119mm																																																	
Volt	Head	Sanden#																																																	
12	GH	4820																																																	

COMPRESSORS

COMPRESSORS — SANDEN STYLE

















Listed in ascending order by our Part Number (continued)

COMPRESSORS

 5336 R134a <table border="1"> <thead> <tr><th>Model</th><th>Mount</th><th>Clutch</th></tr> </thead> <tbody> <tr><td>7H15</td><td>Ear</td><td>2gr 132mm</td></tr> <tr><th>Volt</th><th>Head</th><th>Sanden#</th></tr> <tr><td>12</td><td>GH</td><td>4821</td></tr> </tbody> </table>	Model	Mount	Clutch	7H15	Ear	2gr 132mm	Volt	Head	Sanden#	12	GH	4821	<p>Call for availability</p>  5338 R134a <table border="1"> <thead> <tr><th>Model</th><th>Mount</th><th>Clutch</th></tr> </thead> <tbody> <tr><td>7H15</td><td>Ear</td><td>8gr 130mm</td></tr> <tr><th>Volt</th><th>Head</th><th>Sanden#</th></tr> <tr><td>12</td><td>MJA</td><td>A9UL</td></tr> </tbody> </table>	Model	Mount	Clutch	7H15	Ear	8gr 130mm	Volt	Head	Sanden#	12	MJA	A9UL	 5339 R134a <table border="1"> <thead> <tr><th>Model</th><th>Mount</th><th>Clutch</th></tr> </thead> <tbody> <tr><td>7H15HD</td><td>Dir Lng</td><td>6gr 125mm</td></tr> <tr><th>Volt</th><th>Head</th><th>Sanden#</th></tr> <tr><td>12</td><td>JD</td><td>4883</td></tr> </tbody> </table>	Model	Mount	Clutch	7H15HD	Dir Lng	6gr 125mm	Volt	Head	Sanden#	12	JD	4883	 5340 R134a <table border="1"> <thead> <tr><th>Model</th><th>Mount</th><th>Clutch</th></tr> </thead> <tbody> <tr><td>7H15</td><td>Ear</td><td>8gr 119mm</td></tr> <tr><th>Volt</th><th>Head</th><th>Sanden#</th></tr> <tr><td>12</td><td>QC</td><td>4707</td></tr> </tbody> </table>	Model	Mount	Clutch	7H15	Ear	8gr 119mm	Volt	Head	Sanden#	12	QC	4707
Model	Mount	Clutch																																																	
7H15	Ear	2gr 132mm																																																	
Volt	Head	Sanden#																																																	
12	GH	4821																																																	
Model	Mount	Clutch																																																	
7H15	Ear	8gr 130mm																																																	
Volt	Head	Sanden#																																																	
12	MJA	A9UL																																																	
Model	Mount	Clutch																																																	
7H15HD	Dir Lng	6gr 125mm																																																	
Volt	Head	Sanden#																																																	
12	JD	4883																																																	
Model	Mount	Clutch																																																	
7H15	Ear	8gr 119mm																																																	
Volt	Head	Sanden#																																																	
12	QC	4707																																																	
 5341 R134a <table border="1"> <thead> <tr><th>Model</th><th>Mount</th><th>Clutch</th></tr> </thead> <tbody> <tr><td>7H15</td><td>Ear</td><td>2gr 125mm</td></tr> <tr><th>Volt</th><th>Head</th><th>Sanden#</th></tr> <tr><td>12</td><td>QC</td><td>4708</td></tr> </tbody> </table>	Model	Mount	Clutch	7H15	Ear	2gr 125mm	Volt	Head	Sanden#	12	QC	4708	 5345 R134a <table border="1"> <thead> <tr><th>Model</th><th>Mount</th><th>Clutch</th></tr> </thead> <tbody> <tr><td>7H15HD</td><td>Direct</td><td>6gr 125mm</td></tr> <tr><th>Volt</th><th>Head</th><th>Sanden#</th></tr> <tr><td>12</td><td>MDA</td><td>4761/4492</td></tr> </tbody> </table>	Model	Mount	Clutch	7H15HD	Direct	6gr 125mm	Volt	Head	Sanden#	12	MDA	4761/4492	 5347 R134a <table border="1"> <thead> <tr><th>Model</th><th>Mount</th><th>Clutch</th></tr> </thead> <tbody> <tr><td>7H15</td><td>Direct</td><td>6gr 125mm</td></tr> <tr><th>Volt</th><th>Head</th><th>Sanden#</th></tr> <tr><td>12</td><td>GWA</td><td>4815</td></tr> </tbody> </table>	Model	Mount	Clutch	7H15	Direct	6gr 125mm	Volt	Head	Sanden#	12	GWA	4815	 5348 R134a <table border="1"> <thead> <tr><th>Model</th><th>Mount</th><th>Clutch</th></tr> </thead> <tbody> <tr><td>7H15</td><td>Direct</td><td>8gr 119mm</td></tr> <tr><th>Volt</th><th>Head</th><th>Sanden#</th></tr> <tr><td>12</td><td>GWA</td><td>4816/4544</td></tr> </tbody> </table>	Model	Mount	Clutch	7H15	Direct	8gr 119mm	Volt	Head	Sanden#	12	GWA	4816/4544
Model	Mount	Clutch																																																	
7H15	Ear	2gr 125mm																																																	
Volt	Head	Sanden#																																																	
12	QC	4708																																																	
Model	Mount	Clutch																																																	
7H15HD	Direct	6gr 125mm																																																	
Volt	Head	Sanden#																																																	
12	MDA	4761/4492																																																	
Model	Mount	Clutch																																																	
7H15	Direct	6gr 125mm																																																	
Volt	Head	Sanden#																																																	
12	GWA	4815																																																	
Model	Mount	Clutch																																																	
7H15	Direct	8gr 119mm																																																	
Volt	Head	Sanden#																																																	
12	GWA	4816/4544																																																	
 5349 R134a <table border="1"> <thead> <tr><th>Model</th><th>Mount</th><th>Clutch</th></tr> </thead> <tbody> <tr><td>7H15</td><td>Direct</td><td>8gr 119mm</td></tr> <tr><th>Volt</th><th>Head</th><th>Sanden#</th></tr> <tr><td>12</td><td>JDA</td><td>4822</td></tr> </tbody> </table>	Model	Mount	Clutch	7H15	Direct	8gr 119mm	Volt	Head	Sanden#	12	JDA	4822	 5355 R134a <table border="1"> <thead> <tr><th>Model</th><th>Mount</th><th>Clutch</th></tr> </thead> <tbody> <tr><td>7H15</td><td>Ear</td><td>8gr 119mm</td></tr> <tr><th>Volt</th><th>Head</th><th>Sanden#</th></tr> <tr><td>12</td><td>SJ</td><td>4753</td></tr> </tbody> </table>	Model	Mount	Clutch	7H15	Ear	8gr 119mm	Volt	Head	Sanden#	12	SJ	4753	 5356 R134a <table border="1"> <thead> <tr><th>Model</th><th>Mount</th><th>Clutch</th></tr> </thead> <tbody> <tr><td>7H15</td><td>Direct</td><td>8gr 119mm</td></tr> <tr><th>Volt</th><th>Head</th><th>Sanden#</th></tr> <tr><td>12</td><td>SJ</td><td>4766</td></tr> </tbody> </table>	Model	Mount	Clutch	7H15	Direct	8gr 119mm	Volt	Head	Sanden#	12	SJ	4766	 5361 R134a <table border="1"> <thead> <tr><th>Model</th><th>Mount</th><th>Clutch</th></tr> </thead> <tbody> <tr><td>7H15HD</td><td>Ear</td><td>8gr 119mm</td></tr> <tr><th>Volt</th><th>Head</th><th>Sanden#</th></tr> <tr><td>12</td><td>GQ</td><td>4705</td></tr> </tbody> </table>	Model	Mount	Clutch	7H15HD	Ear	8gr 119mm	Volt	Head	Sanden#	12	GQ	4705
Model	Mount	Clutch																																																	
7H15	Direct	8gr 119mm																																																	
Volt	Head	Sanden#																																																	
12	JDA	4822																																																	
Model	Mount	Clutch																																																	
7H15	Ear	8gr 119mm																																																	
Volt	Head	Sanden#																																																	
12	SJ	4753																																																	
Model	Mount	Clutch																																																	
7H15	Direct	8gr 119mm																																																	
Volt	Head	Sanden#																																																	
12	SJ	4766																																																	
Model	Mount	Clutch																																																	
7H15HD	Ear	8gr 119mm																																																	
Volt	Head	Sanden#																																																	
12	GQ	4705																																																	
 5362 R134a <table border="1"> <thead> <tr><th>Model</th><th>Mount</th><th>Clutch</th></tr> </thead> <tbody> <tr><td>7H15HD</td><td>Direct</td><td>6gr 125mm</td></tr> <tr><th>Volt</th><th>Head</th><th>Sanden#</th></tr> <tr><td>12</td><td>GSA</td><td>4731</td></tr> </tbody> </table>	Model	Mount	Clutch	7H15HD	Direct	6gr 125mm	Volt	Head	Sanden#	12	GSA	4731	 5363 R134a <table border="1"> <thead> <tr><th>Model</th><th>Mount</th><th>Clutch</th></tr> </thead> <tbody> <tr><td>7H15HD</td><td>Ear</td><td>2gr 125mm</td></tr> <tr><th>Volt</th><th>Head</th><th>Sanden#</th></tr> <tr><td>12</td><td>JDA</td><td>4740/4713/4484</td></tr> </tbody> </table>	Model	Mount	Clutch	7H15HD	Ear	2gr 125mm	Volt	Head	Sanden#	12	JDA	4740/4713/4484	 5365 R134a <table border="1"> <thead> <tr><th>Model</th><th>Mount</th><th>Clutch</th></tr> </thead> <tbody> <tr><td>7H15HD</td><td>Direct</td><td>8gr 119mm</td></tr> <tr><th>Volt</th><th>Head</th><th>Sanden#</th></tr> <tr><td>12</td><td>GQ</td><td>4759</td></tr> </tbody> </table>	Model	Mount	Clutch	7H15HD	Direct	8gr 119mm	Volt	Head	Sanden#	12	GQ	4759	 5366 R134a <table border="1"> <thead> <tr><th>Model</th><th>Mount</th><th>Clutch</th></tr> </thead> <tbody> <tr><td>7H15</td><td>Direct</td><td>6gr 125mm</td></tr> <tr><th>Volt</th><th>Head</th><th>Sanden#</th></tr> <tr><td>12</td><td>GQ</td><td>4792</td></tr> </tbody> </table>	Model	Mount	Clutch	7H15	Direct	6gr 125mm	Volt	Head	Sanden#	12	GQ	4792
Model	Mount	Clutch																																																	
7H15HD	Direct	6gr 125mm																																																	
Volt	Head	Sanden#																																																	
12	GSA	4731																																																	
Model	Mount	Clutch																																																	
7H15HD	Ear	2gr 125mm																																																	
Volt	Head	Sanden#																																																	
12	JDA	4740/4713/4484																																																	
Model	Mount	Clutch																																																	
7H15HD	Direct	8gr 119mm																																																	
Volt	Head	Sanden#																																																	
12	GQ	4759																																																	
Model	Mount	Clutch																																																	
7H15	Direct	6gr 125mm																																																	
Volt	Head	Sanden#																																																	
12	GQ	4792																																																	

















SANDEN STYLE — COMPRESSORS

Listed in ascending order by our Part Number (continued)

 <p>5367 R134a</p> <table border="1"> <thead> <tr> <th>Model</th> <th>Mount</th> <th>Clutch</th> </tr> </thead> <tbody> <tr> <td>7H15HD</td> <td>Ear</td> <td>8gr 119mm</td> </tr> <tr> <th>Volt</th> <th>Head</th> <th>Sanden#</th> </tr> <tr> <td>12</td> <td>GSA</td> <td>4739</td> </tr> </tbody> </table>	Model	Mount	Clutch	7H15HD	Ear	8gr 119mm	Volt	Head	Sanden#	12	GSA	4739	 <p>5370 R134a</p> <table border="1"> <thead> <tr> <th>Model</th> <th>Mount</th> <th>Clutch</th> </tr> </thead> <tbody> <tr> <td>7H15</td> <td>Direct</td> <td>6gr 125mm</td> </tr> <tr> <th>Volt</th> <th>Head</th> <th>Sanden#</th> </tr> <tr> <td>12</td> <td>WJ</td> <td>4810</td> </tr> </tbody> </table>	Model	Mount	Clutch	7H15	Direct	6gr 125mm	Volt	Head	Sanden#	12	WJ	4810	 <p>5371 R134a</p> <table border="1"> <thead> <tr> <th>Model</th> <th>Mount</th> <th>Clutch</th> </tr> </thead> <tbody> <tr> <td>7H15</td> <td>Direct</td> <td>8gr 135mm</td> </tr> <tr> <th>Volt</th> <th>Head</th> <th>Sanden#</th> </tr> <tr> <td>12</td> <td>MJA</td> <td>4482,4817,4885</td> </tr> </tbody> </table>	Model	Mount	Clutch	7H15	Direct	8gr 135mm	Volt	Head	Sanden#	12	MJA	4482,4817,4885	 <p>5373 R134a</p> <table border="1"> <thead> <tr> <th>Model</th> <th>Mount</th> <th>Clutch</th> </tr> </thead> <tbody> <tr> <td>7H15</td> <td>Ear</td> <td>2gr 125mm</td> </tr> <tr> <th>Volt</th> <th>Head</th> <th>Sanden#</th> </tr> <tr> <td>12</td> <td>GQ</td> <td>4426/4696</td> </tr> </tbody> </table>	Model	Mount	Clutch	7H15	Ear	2gr 125mm	Volt	Head	Sanden#	12	GQ	4426/4696
Model	Mount	Clutch																																																	
7H15HD	Ear	8gr 119mm																																																	
Volt	Head	Sanden#																																																	
12	GSA	4739																																																	
Model	Mount	Clutch																																																	
7H15	Direct	6gr 125mm																																																	
Volt	Head	Sanden#																																																	
12	WJ	4810																																																	
Model	Mount	Clutch																																																	
7H15	Direct	8gr 135mm																																																	
Volt	Head	Sanden#																																																	
12	MJA	4482,4817,4885																																																	
Model	Mount	Clutch																																																	
7H15	Ear	2gr 125mm																																																	
Volt	Head	Sanden#																																																	
12	GQ	4426/4696																																																	
 <p>5380 R134a</p> <table border="1"> <thead> <tr> <th>Model</th> <th>Mount</th> <th>Clutch</th> </tr> </thead> <tbody> <tr> <td>7H15HD</td> <td>Ear</td> <td>2gr 132mm</td> </tr> <tr> <th>Volt</th> <th>Head</th> <th>Sanden#</th> </tr> <tr> <td>12</td> <td>JD</td> <td>4694</td> </tr> </tbody> </table>	Model	Mount	Clutch	7H15HD	Ear	2gr 132mm	Volt	Head	Sanden#	12	JD	4694	 <p>5381 R134a</p> <table border="1"> <thead> <tr> <th>Model</th> <th>Mount</th> <th>Clutch</th> </tr> </thead> <tbody> <tr> <td>7H15</td> <td>Ear</td> <td>8gr 130mm</td> </tr> <tr> <th>Volt</th> <th>Head</th> <th>Sanden#</th> </tr> <tr> <td>12</td> <td>KC</td> <td>4700</td> </tr> </tbody> </table>	Model	Mount	Clutch	7H15	Ear	8gr 130mm	Volt	Head	Sanden#	12	KC	4700	 <p>5382 R134a</p> <table border="1"> <thead> <tr> <th>Model</th> <th>Mount</th> <th>Clutch</th> </tr> </thead> <tbody> <tr> <td>7H15</td> <td>Direct</td> <td>2gr 132mm</td> </tr> <tr> <th>Volt</th> <th>Head</th> <th>Sanden#</th> </tr> <tr> <td>12</td> <td>WV</td> <td>4715, 4778</td> </tr> </tbody> </table>	Model	Mount	Clutch	7H15	Direct	2gr 132mm	Volt	Head	Sanden#	12	WV	4715, 4778	 <p>5383 R134a</p> <table border="1"> <thead> <tr> <th>Model</th> <th>Mount</th> <th>Clutch</th> </tr> </thead> <tbody> <tr> <td>7H15</td> <td>Ear</td> <td>8gr 130mm</td> </tr> <tr> <th>Volt</th> <th>Head</th> <th>Sanden#</th> </tr> <tr> <td>12</td> <td>WV</td> <td>4490/4716</td> </tr> </tbody> </table>	Model	Mount	Clutch	7H15	Ear	8gr 130mm	Volt	Head	Sanden#	12	WV	4490/4716
Model	Mount	Clutch																																																	
7H15HD	Ear	2gr 132mm																																																	
Volt	Head	Sanden#																																																	
12	JD	4694																																																	
Model	Mount	Clutch																																																	
7H15	Ear	8gr 130mm																																																	
Volt	Head	Sanden#																																																	
12	KC	4700																																																	
Model	Mount	Clutch																																																	
7H15	Direct	2gr 132mm																																																	
Volt	Head	Sanden#																																																	
12	WV	4715, 4778																																																	
Model	Mount	Clutch																																																	
7H15	Ear	8gr 130mm																																																	
Volt	Head	Sanden#																																																	
12	WV	4490/4716																																																	
 <p>5384 R134a</p> <table border="1"> <thead> <tr> <th>Model</th> <th>Mount</th> <th>Clutch</th> </tr> </thead> <tbody> <tr> <td>7H15</td> <td>Ear</td> <td>2gr 132mm</td> </tr> <tr> <th>Volt</th> <th>Head</th> <th>Sanden#</th> </tr> <tr> <td>12</td> <td>WV</td> <td>4717/4777/4893</td> </tr> </tbody> </table>	Model	Mount	Clutch	7H15	Ear	2gr 132mm	Volt	Head	Sanden#	12	WV	4717/4777/4893	 <p>5385 R134a</p> <table border="1"> <thead> <tr> <th>Model</th> <th>Mount</th> <th>Clutch</th> </tr> </thead> <tbody> <tr> <td>7H15HD</td> <td>Direct</td> <td>8gr 130mm</td> </tr> <tr> <th>Volt</th> <th>Head</th> <th>Sanden#</th> </tr> <tr> <td>12</td> <td>WV</td> <td>4493/4733/4892</td> </tr> </tbody> </table>	Model	Mount	Clutch	7H15HD	Direct	8gr 130mm	Volt	Head	Sanden#	12	WV	4493/4733/4892	 <p>5386 R134a</p> <table border="1"> <thead> <tr> <th>Model</th> <th>Mount</th> <th>Clutch</th> </tr> </thead> <tbody> <tr> <td>7H15HD</td> <td>Direct</td> <td>2gr 132mm</td> </tr> <tr> <th>Volt</th> <th>Head</th> <th>Sanden#</th> </tr> <tr> <td>12</td> <td>JD</td> <td>4699</td> </tr> </tbody> </table>	Model	Mount	Clutch	7H15HD	Direct	2gr 132mm	Volt	Head	Sanden#	12	JD	4699	 <p>5387 R134a</p> <table border="1"> <thead> <tr> <th>Model</th> <th>Mount</th> <th>Clutch</th> </tr> </thead> <tbody> <tr> <td>7H15HD</td> <td>Direct</td> <td>6gr 125mm</td> </tr> <tr> <th>Volt</th> <th>Head</th> <th>Sanden#</th> </tr> <tr> <td>12</td> <td>WV</td> <td>4494/4757</td> </tr> </tbody> </table>	Model	Mount	Clutch	7H15HD	Direct	6gr 125mm	Volt	Head	Sanden#	12	WV	4494/4757
Model	Mount	Clutch																																																	
7H15	Ear	2gr 132mm																																																	
Volt	Head	Sanden#																																																	
12	WV	4717/4777/4893																																																	
Model	Mount	Clutch																																																	
7H15HD	Direct	8gr 130mm																																																	
Volt	Head	Sanden#																																																	
12	WV	4493/4733/4892																																																	
Model	Mount	Clutch																																																	
7H15HD	Direct	2gr 132mm																																																	
Volt	Head	Sanden#																																																	
12	JD	4699																																																	
Model	Mount	Clutch																																																	
7H15HD	Direct	6gr 125mm																																																	
Volt	Head	Sanden#																																																	
12	WV	4494/4757																																																	
 <p>5390 R134a</p> <table border="1"> <thead> <tr> <th>Model</th> <th>Mount</th> <th>Clutch</th> </tr> </thead> <tbody> <tr> <td>7H15</td> <td>Direct</td> <td>8gr 130mm</td> </tr> <tr> <th>Volt</th> <th>Head</th> <th>Sanden#</th> </tr> <tr> <td>12</td> <td>KC</td> <td>4823</td> </tr> </tbody> </table>	Model	Mount	Clutch	7H15	Direct	8gr 130mm	Volt	Head	Sanden#	12	KC	4823	 <p>5391 R134a</p> <table border="1"> <thead> <tr> <th>Model</th> <th>Mount</th> <th>Clutch</th> </tr> </thead> <tbody> <tr> <td>7H15SHD</td> <td>Ear</td> <td>1gr 138.5mm</td> </tr> <tr> <th>Volt</th> <th>Head</th> <th>Sanden#</th> </tr> <tr> <td>24</td> <td>GK</td> <td>4468/4604/8107</td> </tr> </tbody> </table>	Model	Mount	Clutch	7H15SHD	Ear	1gr 138.5mm	Volt	Head	Sanden#	24	GK	4468/4604/8107	 <p>5392 R134a</p> <table border="1"> <thead> <tr> <th>Model</th> <th>Mount</th> <th>Clutch</th> </tr> </thead> <tbody> <tr> <td>7H15HD</td> <td>Ear</td> <td>2gr 125mm</td> </tr> <tr> <th>Volt</th> <th>Head</th> <th>Sanden#</th> </tr> <tr> <td>24</td> <td>MD</td> <td>4521/4744</td> </tr> </tbody> </table>	Model	Mount	Clutch	7H15HD	Ear	2gr 125mm	Volt	Head	Sanden#	24	MD	4521/4744	 <p>5700 Kodiak Topkick Diesel V6 / 7.8L R134a</p> <table border="1"> <thead> <tr> <th>Model</th> <th>Mount</th> <th>Clutch</th> </tr> </thead> <tbody> <tr> <td>7H15</td> <td>Direct</td> <td>7gr -mm</td> </tr> <tr> <th>Volt</th> <th>Head</th> <th>Sanden#</th> </tr> <tr> <td>12</td> <td>-</td> <td>4396</td> </tr> </tbody> </table>	Model	Mount	Clutch	7H15	Direct	7gr -mm	Volt	Head	Sanden#	12	-	4396
Model	Mount	Clutch																																																	
7H15	Direct	8gr 130mm																																																	
Volt	Head	Sanden#																																																	
12	KC	4823																																																	
Model	Mount	Clutch																																																	
7H15SHD	Ear	1gr 138.5mm																																																	
Volt	Head	Sanden#																																																	
24	GK	4468/4604/8107																																																	
Model	Mount	Clutch																																																	
7H15HD	Ear	2gr 125mm																																																	
Volt	Head	Sanden#																																																	
24	MD	4521/4744																																																	
Model	Mount	Clutch																																																	
7H15	Direct	7gr -mm																																																	
Volt	Head	Sanden#																																																	
12	-	4396																																																	

COMPRESSORS — SANDEN STYLE

















Listed in ascending order by our Part Number (continued)

																																																			
<p>5701 Kodiak Topkick V8 / 8.1L R134a</p>	<p>5702 R134a</p>	<p>5703 R134a</p>	<p>5704 R134a</p>																																																
<table border="1"> <thead> <tr> <th>Model</th> <th>Mount</th> <th>Clutch</th> </tr> </thead> <tbody> <tr> <td>7H15</td> <td>Direct</td> <td>7gr 130mm</td> </tr> <tr> <th>Volt</th> <th>Head</th> <th>Sanden#</th> </tr> <tr> <td>12</td> <td>WH</td> <td>4754</td> </tr> </tbody> </table>	Model	Mount	Clutch	7H15	Direct	7gr 130mm	Volt	Head	Sanden#	12	WH	4754	<table border="1"> <thead> <tr> <th>Model</th> <th>Mount</th> <th>Clutch</th> </tr> </thead> <tbody> <tr> <td>7H15</td> <td>Ear</td> <td>2gr 125mm</td> </tr> <tr> <th>Volt</th> <th>Head</th> <th>Sanden#</th> </tr> <tr> <td>12</td> <td>MD</td> <td>7819</td> </tr> </tbody> </table>	Model	Mount	Clutch	7H15	Ear	2gr 125mm	Volt	Head	Sanden#	12	MD	7819	<table border="1"> <thead> <tr> <th>Model</th> <th>Mount</th> <th>Clutch</th> </tr> </thead> <tbody> <tr> <td>5H14</td> <td>Ear</td> <td>2gr 132mm</td> </tr> <tr> <th>Volt</th> <th>Head</th> <th>Sanden#</th> </tr> <tr> <td>12</td> <td>M</td> <td>4513/6631</td> </tr> </tbody> </table>	Model	Mount	Clutch	5H14	Ear	2gr 132mm	Volt	Head	Sanden#	12	M	4513/6631	<table border="1"> <thead> <tr> <th>Model</th> <th>Mount</th> <th>Clutch</th> </tr> </thead> <tbody> <tr> <td>7H15</td> <td>Ear</td> <td>2gr 125mm</td> </tr> <tr> <th>Volt</th> <th>Head</th> <th>Sanden#</th> </tr> <tr> <td>12</td> <td>QD</td> <td>7803</td> </tr> </tbody> </table>	Model	Mount	Clutch	7H15	Ear	2gr 125mm	Volt	Head	Sanden#	12	QD	7803
Model	Mount	Clutch																																																	
7H15	Direct	7gr 130mm																																																	
Volt	Head	Sanden#																																																	
12	WH	4754																																																	
Model	Mount	Clutch																																																	
7H15	Ear	2gr 125mm																																																	
Volt	Head	Sanden#																																																	
12	MD	7819																																																	
Model	Mount	Clutch																																																	
5H14	Ear	2gr 132mm																																																	
Volt	Head	Sanden#																																																	
12	M	4513/6631																																																	
Model	Mount	Clutch																																																	
7H15	Ear	2gr 125mm																																																	
Volt	Head	Sanden#																																																	
12	QD	7803																																																	
																																																			
<p>5705 R134a</p>	<p>5706 R134a</p>	<p>5707 R134a</p>	<p>5708 R134a</p>																																																
<table border="1"> <thead> <tr> <th>Model</th> <th>Mount</th> <th>Clutch</th> </tr> </thead> <tbody> <tr> <td>7H15</td> <td>Ear</td> <td>7gr 119mm</td> </tr> <tr> <th>Volt</th> <th>Head</th> <th>Sanden#</th> </tr> <tr> <td>12</td> <td>QD</td> <td>4618</td> </tr> </tbody> </table>	Model	Mount	Clutch	7H15	Ear	7gr 119mm	Volt	Head	Sanden#	12	QD	4618	<table border="1"> <thead> <tr> <th>Model</th> <th>Mount</th> <th>Clutch</th> </tr> </thead> <tbody> <tr> <td>7H15</td> <td>Ear</td> <td>8gr 119mm</td> </tr> <tr> <th>Volt</th> <th>Head</th> <th>Sanden#</th> </tr> <tr> <td>12</td> <td>JDA/JD</td> <td>4660/4711/8103</td> </tr> </tbody> </table>	Model	Mount	Clutch	7H15	Ear	8gr 119mm	Volt	Head	Sanden#	12	JDA/JD	4660/4711/8103	<table border="1"> <thead> <tr> <th>Model</th> <th>Mount</th> <th>Clutch</th> </tr> </thead> <tbody> <tr> <td>7H15</td> <td>Direct</td> <td>8gr 119mm</td> </tr> <tr> <th>Volt</th> <th>Head</th> <th>Sanden#</th> </tr> <tr> <td>12</td> <td>KC</td> <td>4666/4667</td> </tr> </tbody> </table>	Model	Mount	Clutch	7H15	Direct	8gr 119mm	Volt	Head	Sanden#	12	KC	4666/4667	<table border="1"> <thead> <tr> <th>Model</th> <th>Mount</th> <th>Clutch</th> </tr> </thead> <tbody> <tr> <td>7H15</td> <td>Ear</td> <td>8gr 130mm</td> </tr> <tr> <th>Volt</th> <th>Head</th> <th>Sanden#</th> </tr> <tr> <td>12</td> <td>KC</td> <td>4659</td> </tr> </tbody> </table>	Model	Mount	Clutch	7H15	Ear	8gr 130mm	Volt	Head	Sanden#	12	KC	4659
Model	Mount	Clutch																																																	
7H15	Ear	7gr 119mm																																																	
Volt	Head	Sanden#																																																	
12	QD	4618																																																	
Model	Mount	Clutch																																																	
7H15	Ear	8gr 119mm																																																	
Volt	Head	Sanden#																																																	
12	JDA/JD	4660/4711/8103																																																	
Model	Mount	Clutch																																																	
7H15	Direct	8gr 119mm																																																	
Volt	Head	Sanden#																																																	
12	KC	4666/4667																																																	
Model	Mount	Clutch																																																	
7H15	Ear	8gr 130mm																																																	
Volt	Head	Sanden#																																																	
12	KC	4659																																																	
																																																			
<p>5709 R134a</p>	<p>5710 R134a</p>	<p>5712 R134a</p>	<p>5714 R134a</p>																																																
<table border="1"> <thead> <tr> <th>Model</th> <th>Mount</th> <th>Clutch</th> </tr> </thead> <tbody> <tr> <td>7H15</td> <td>Ear</td> <td>2gr 125mm</td> </tr> <tr> <th>Volt</th> <th>Head</th> <th>Sanden#</th> </tr> <tr> <td>12</td> <td>JD</td> <td>4663</td> </tr> </tbody> </table>	Model	Mount	Clutch	7H15	Ear	2gr 125mm	Volt	Head	Sanden#	12	JD	4663	<table border="1"> <thead> <tr> <th>Model</th> <th>Mount</th> <th>Clutch</th> </tr> </thead> <tbody> <tr> <td>7H15</td> <td>Direct</td> <td>7gr 119mm</td> </tr> <tr> <th>Volt</th> <th>Head</th> <th>Sanden#</th> </tr> <tr> <td>12</td> <td>-</td> <td>4362</td> </tr> </tbody> </table>	Model	Mount	Clutch	7H15	Direct	7gr 119mm	Volt	Head	Sanden#	12	-	4362	<table border="1"> <thead> <tr> <th>Model</th> <th>Mount</th> <th>Clutch</th> </tr> </thead> <tbody> <tr> <td>5H14</td> <td>Ear</td> <td>10gr 125mm</td> </tr> <tr> <th>Volt</th> <th>Head</th> <th>Sanden#</th> </tr> <tr> <td>12</td> <td>FL</td> <td>4508/6656</td> </tr> </tbody> </table>	Model	Mount	Clutch	5H14	Ear	10gr 125mm	Volt	Head	Sanden#	12	FL	4508/6656	<table border="1"> <thead> <tr> <th>Model</th> <th>Mount</th> <th>Clutch</th> </tr> </thead> <tbody> <tr> <td>5H14HD</td> <td>Ear</td> <td>1gr 122mm</td> </tr> <tr> <th>Volt</th> <th>Head</th> <th>Sanden#</th> </tr> <tr> <td>12</td> <td>FL</td> <td>4530/6674</td> </tr> </tbody> </table>	Model	Mount	Clutch	5H14HD	Ear	1gr 122mm	Volt	Head	Sanden#	12	FL	4530/6674
Model	Mount	Clutch																																																	
7H15	Ear	2gr 125mm																																																	
Volt	Head	Sanden#																																																	
12	JD	4663																																																	
Model	Mount	Clutch																																																	
7H15	Direct	7gr 119mm																																																	
Volt	Head	Sanden#																																																	
12	-	4362																																																	
Model	Mount	Clutch																																																	
5H14	Ear	10gr 125mm																																																	
Volt	Head	Sanden#																																																	
12	FL	4508/6656																																																	
Model	Mount	Clutch																																																	
5H14HD	Ear	1gr 122mm																																																	
Volt	Head	Sanden#																																																	
12	FL	4530/6674																																																	
																																																			
<p>5715 R134a</p>	<p>5716 FORD R134a</p>	<p>5717 R134a</p>	<p>5719 R134a</p>																																																
<table border="1"> <thead> <tr> <th>Model</th> <th>Mount</th> <th>Clutch</th> </tr> </thead> <tbody> <tr> <td>5H14HD</td> <td>Ear</td> <td>1var 158mm</td> </tr> <tr> <th>Volt</th> <th>Head</th> <th>Sanden#</th> </tr> <tr> <td>12</td> <td>FL</td> <td>4515/6673/8114</td> </tr> </tbody> </table>	Model	Mount	Clutch	5H14HD	Ear	1var 158mm	Volt	Head	Sanden#	12	FL	4515/6673/8114	<table border="1"> <thead> <tr> <th>Model</th> <th>Mount</th> <th>Clutch</th> </tr> </thead> <tbody> <tr> <td>7H15</td> <td>Direct</td> <td>6gr 119mm</td> </tr> <tr> <th>Volt</th> <th>Head</th> <th>Sanden#</th> </tr> <tr> <td>12</td> <td>JD</td> <td>4628/8105</td> </tr> </tbody> </table>	Model	Mount	Clutch	7H15	Direct	6gr 119mm	Volt	Head	Sanden#	12	JD	4628/8105	<table border="1"> <thead> <tr> <th>Model</th> <th>Mount</th> <th>Clutch</th> </tr> </thead> <tbody> <tr> <td>7H15SHD</td> <td>Ear</td> <td>2gr 132mm</td> </tr> <tr> <th>Volt</th> <th>Head</th> <th>Sanden#</th> </tr> <tr> <td>12</td> <td>MD</td> <td>4617</td> </tr> </tbody> </table>	Model	Mount	Clutch	7H15SHD	Ear	2gr 132mm	Volt	Head	Sanden#	12	MD	4617	<table border="1"> <thead> <tr> <th>Model</th> <th>Mount</th> <th>Clutch</th> </tr> </thead> <tbody> <tr> <td>5H14HD</td> <td>Ear</td> <td>1var 158mm</td> </tr> <tr> <th>Volt</th> <th>Head</th> <th>Sanden#</th> </tr> <tr> <td>12</td> <td>C</td> <td>4511/6671</td> </tr> </tbody> </table>	Model	Mount	Clutch	5H14HD	Ear	1var 158mm	Volt	Head	Sanden#	12	C	4511/6671
Model	Mount	Clutch																																																	
5H14HD	Ear	1var 158mm																																																	
Volt	Head	Sanden#																																																	
12	FL	4515/6673/8114																																																	
Model	Mount	Clutch																																																	
7H15	Direct	6gr 119mm																																																	
Volt	Head	Sanden#																																																	
12	JD	4628/8105																																																	
Model	Mount	Clutch																																																	
7H15SHD	Ear	2gr 132mm																																																	
Volt	Head	Sanden#																																																	
12	MD	4617																																																	
Model	Mount	Clutch																																																	
5H14HD	Ear	1var 158mm																																																	
Volt	Head	Sanden#																																																	
12	C	4511/6671																																																	

COMPRESSORS

SANDEN STYLE — COMPRESSORS

















Listed in ascending order by our Part Number (continued)

 <p>Replaced by #5764 when stock is depleted</p> <p>5720 R134a</p> <table border="1"> <thead> <tr> <th>Model</th> <th>Mount</th> <th>Clutch</th> </tr> </thead> <tbody> <tr> <td>5H14HD</td> <td>Ear</td> <td>2gr 132mm</td> </tr> <tr> <th>Volt</th> <th>Head</th> <th>Sanden#</th> </tr> <tr> <td>12</td> <td>FL</td> <td>4510/6664</td> </tr> </tbody> </table>	Model	Mount	Clutch	5H14HD	Ear	2gr 132mm	Volt	Head	Sanden#	12	FL	4510/6664	 <p>5721 R134a</p> <table border="1"> <thead> <tr> <th>Model</th> <th>Mount</th> <th>Clutch</th> </tr> </thead> <tbody> <tr> <td>7H15HD</td> <td>Ear</td> <td>1var 158mm</td> </tr> <tr> <th>Volt</th> <th>Head</th> <th>Sanden#</th> </tr> <tr> <td>12</td> <td>CB</td> <td>4747</td> </tr> </tbody> </table>	Model	Mount	Clutch	7H15HD	Ear	1var 158mm	Volt	Head	Sanden#	12	CB	4747	 <p>5725 R134a</p> <table border="1"> <thead> <tr> <th>Model</th> <th>Mount</th> <th>Clutch</th> </tr> </thead> <tbody> <tr> <td>7H15HD</td> <td>Ear</td> <td>2gr 132mm</td> </tr> <tr> <th>Volt</th> <th>Head</th> <th>Sanden#</th> </tr> <tr> <td>12</td> <td>CB</td> <td>4643</td> </tr> </tbody> </table>	Model	Mount	Clutch	7H15HD	Ear	2gr 132mm	Volt	Head	Sanden#	12	CB	4643	 <p>5726 R134a</p> <table border="1"> <thead> <tr> <th>Model</th> <th>Mount</th> <th>Clutch</th> </tr> </thead> <tbody> <tr> <td>7H15HD</td> <td>Direct</td> <td>2gr 132mm</td> </tr> <tr> <th>Volt</th> <th>Head</th> <th>Sanden#</th> </tr> <tr> <td>12</td> <td>JD</td> <td>4626/4780</td> </tr> </tbody> </table>	Model	Mount	Clutch	7H15HD	Direct	2gr 132mm	Volt	Head	Sanden#	12	JD	4626/4780
Model	Mount	Clutch																																																	
5H14HD	Ear	2gr 132mm																																																	
Volt	Head	Sanden#																																																	
12	FL	4510/6664																																																	
Model	Mount	Clutch																																																	
7H15HD	Ear	1var 158mm																																																	
Volt	Head	Sanden#																																																	
12	CB	4747																																																	
Model	Mount	Clutch																																																	
7H15HD	Ear	2gr 132mm																																																	
Volt	Head	Sanden#																																																	
12	CB	4643																																																	
Model	Mount	Clutch																																																	
7H15HD	Direct	2gr 132mm																																																	
Volt	Head	Sanden#																																																	
12	JD	4626/4780																																																	
 <p>5727 R134a</p> <table border="1"> <thead> <tr> <th>Model</th> <th>Mount</th> <th>Clutch</th> </tr> </thead> <tbody> <tr> <td>7H15HD</td> <td>Ear</td> <td>2gr 125mm</td> </tr> <tr> <th>Volt</th> <th>Head</th> <th>Sanden#</th> </tr> <tr> <td>12</td> <td>JD</td> <td>4627</td> </tr> </tbody> </table>	Model	Mount	Clutch	7H15HD	Ear	2gr 125mm	Volt	Head	Sanden#	12	JD	4627	 <p>5730 R134a</p> <table border="1"> <thead> <tr> <th>Model</th> <th>Mount</th> <th>Clutch</th> </tr> </thead> <tbody> <tr> <td>5H14HD</td> <td>Ear</td> <td>2gr 132mm</td> </tr> <tr> <th>Volt</th> <th>Head</th> <th>Sanden#</th> </tr> <tr> <td>12</td> <td>K</td> <td>4536/6676</td> </tr> </tbody> </table>	Model	Mount	Clutch	5H14HD	Ear	2gr 132mm	Volt	Head	Sanden#	12	K	4536/6676	 <p>5731 R134a</p> <table border="1"> <thead> <tr> <th>Model</th> <th>Mount</th> <th>Clutch</th> </tr> </thead> <tbody> <tr> <td>5H14HD</td> <td>Ear</td> <td>2gr 132mm</td> </tr> <tr> <th>Volt</th> <th>Head</th> <th>Sanden#</th> </tr> <tr> <td>24</td> <td>K</td> <td>4537/6634</td> </tr> </tbody> </table>	Model	Mount	Clutch	5H14HD	Ear	2gr 132mm	Volt	Head	Sanden#	24	K	4537/6634	 <p>5735 R134a</p> <table border="1"> <thead> <tr> <th>Model</th> <th>Mount</th> <th>Clutch</th> </tr> </thead> <tbody> <tr> <td>7H15HD</td> <td>Ear</td> <td>1var 158mm</td> </tr> <tr> <th>Volt</th> <th>Head</th> <th>Sanden#</th> </tr> <tr> <td>24</td> <td>JD</td> <td>4745</td> </tr> </tbody> </table>	Model	Mount	Clutch	7H15HD	Ear	1var 158mm	Volt	Head	Sanden#	24	JD	4745
Model	Mount	Clutch																																																	
7H15HD	Ear	2gr 125mm																																																	
Volt	Head	Sanden#																																																	
12	JD	4627																																																	
Model	Mount	Clutch																																																	
5H14HD	Ear	2gr 132mm																																																	
Volt	Head	Sanden#																																																	
12	K	4536/6676																																																	
Model	Mount	Clutch																																																	
5H14HD	Ear	2gr 132mm																																																	
Volt	Head	Sanden#																																																	
24	K	4537/6634																																																	
Model	Mount	Clutch																																																	
7H15HD	Ear	1var 158mm																																																	
Volt	Head	Sanden#																																																	
24	JD	4745																																																	
 <p>5736 R134a</p> <table border="1"> <thead> <tr> <th>Model</th> <th>Mount</th> <th>Clutch</th> </tr> </thead> <tbody> <tr> <td>7H15HD</td> <td>Ear</td> <td>1var 158mm</td> </tr> <tr> <th>Volt</th> <th>Head</th> <th>Sanden#</th> </tr> <tr> <td>12</td> <td>JD</td> <td>4746</td> </tr> </tbody> </table>	Model	Mount	Clutch	7H15HD	Ear	1var 158mm	Volt	Head	Sanden#	12	JD	4746	 <p>5737 R134a</p> <table border="1"> <thead> <tr> <th>Model</th> <th>Mount</th> <th>Clutch</th> </tr> </thead> <tbody> <tr> <td>5H14</td> <td>Ear</td> <td>7gr 119mm</td> </tr> <tr> <th>Volt</th> <th>Head</th> <th>Sanden#</th> </tr> <tr> <td>12</td> <td>FL</td> <td>4514/6629</td> </tr> </tbody> </table>	Model	Mount	Clutch	5H14	Ear	7gr 119mm	Volt	Head	Sanden#	12	FL	4514/6629	 <p>5740 R134a</p> <table border="1"> <thead> <tr> <th>Model</th> <th>Mount</th> <th>Clutch</th> </tr> </thead> <tbody> <tr> <td>7H15SHD</td> <td>Ear</td> <td>8gr 133mm</td> </tr> <tr> <th>Volt</th> <th>Head</th> <th>Sanden#</th> </tr> <tr> <td>12</td> <td>KC</td> <td>4637</td> </tr> </tbody> </table>	Model	Mount	Clutch	7H15SHD	Ear	8gr 133mm	Volt	Head	Sanden#	12	KC	4637	 <p>5741 R134a</p> <table border="1"> <thead> <tr> <th>Model</th> <th>Mount</th> <th>Clutch</th> </tr> </thead> <tbody> <tr> <td>7H15</td> <td>Direct</td> <td>6gr 119mm</td> </tr> <tr> <th>Volt</th> <th>Head</th> <th>Sanden#</th> </tr> <tr> <td>12</td> <td>MD</td> <td>4641</td> </tr> </tbody> </table>	Model	Mount	Clutch	7H15	Direct	6gr 119mm	Volt	Head	Sanden#	12	MD	4641
Model	Mount	Clutch																																																	
7H15HD	Ear	1var 158mm																																																	
Volt	Head	Sanden#																																																	
12	JD	4746																																																	
Model	Mount	Clutch																																																	
5H14	Ear	7gr 119mm																																																	
Volt	Head	Sanden#																																																	
12	FL	4514/6629																																																	
Model	Mount	Clutch																																																	
7H15SHD	Ear	8gr 133mm																																																	
Volt	Head	Sanden#																																																	
12	KC	4637																																																	
Model	Mount	Clutch																																																	
7H15	Direct	6gr 119mm																																																	
Volt	Head	Sanden#																																																	
12	MD	4641																																																	
 <p>5743 R134a</p> <table border="1"> <thead> <tr> <th>Model</th> <th>Mount</th> <th>Clutch</th> </tr> </thead> <tbody> <tr> <td>7H15HD</td> <td>Ear</td> <td>2gr 125mm</td> </tr> <tr> <th>Volt</th> <th>Head</th> <th>Sanden#</th> </tr> <tr> <td>24</td> <td>CB</td> <td>4743</td> </tr> </tbody> </table>	Model	Mount	Clutch	7H15HD	Ear	2gr 125mm	Volt	Head	Sanden#	24	CB	4743	 <p>5745 R134a</p> <table border="1"> <thead> <tr> <th>Model</th> <th>Mount</th> <th>Clutch</th> </tr> </thead> <tbody> <tr> <td>7H15HD</td> <td>Ear</td> <td>7gr 119mm</td> </tr> <tr> <th>Volt</th> <th>Head</th> <th>Sanden#</th> </tr> <tr> <td>12</td> <td>JDA</td> <td>4645/4665</td> </tr> </tbody> </table>	Model	Mount	Clutch	7H15HD	Ear	7gr 119mm	Volt	Head	Sanden#	12	JDA	4645/4665	 <p>5746 R134a</p> <table border="1"> <thead> <tr> <th>Model</th> <th>Mount</th> <th>Clutch</th> </tr> </thead> <tbody> <tr> <td>7H15HD</td> <td>Ear</td> <td>2gr 132mm</td> </tr> <tr> <th>Volt</th> <th>Head</th> <th>Sanden#</th> </tr> <tr> <td>12</td> <td>MJ</td> <td>4646</td> </tr> </tbody> </table>	Model	Mount	Clutch	7H15HD	Ear	2gr 132mm	Volt	Head	Sanden#	12	MJ	4646	 <p>5747 R134a</p> <table border="1"> <thead> <tr> <th>Model</th> <th>Mount</th> <th>Clutch</th> </tr> </thead> <tbody> <tr> <td>5H14HD</td> <td>Ear</td> <td>1var 158mm</td> </tr> <tr> <th>Volt</th> <th>Head</th> <th>Sanden#</th> </tr> <tr> <td>12</td> <td>FL</td> <td>4515/6673</td> </tr> </tbody> </table>	Model	Mount	Clutch	5H14HD	Ear	1var 158mm	Volt	Head	Sanden#	12	FL	4515/6673
Model	Mount	Clutch																																																	
7H15HD	Ear	2gr 125mm																																																	
Volt	Head	Sanden#																																																	
24	CB	4743																																																	
Model	Mount	Clutch																																																	
7H15HD	Ear	7gr 119mm																																																	
Volt	Head	Sanden#																																																	
12	JDA	4645/4665																																																	
Model	Mount	Clutch																																																	
7H15HD	Ear	2gr 132mm																																																	
Volt	Head	Sanden#																																																	
12	MJ	4646																																																	
Model	Mount	Clutch																																																	
5H14HD	Ear	1var 158mm																																																	
Volt	Head	Sanden#																																																	
12	FL	4515/6673																																																	

COMPRESSORS

















COMPRESSORS — SANDEN STYLE

Listed in ascending order by our Part Number (continued)

 <p>5748 R134a</p> <table border="1"> <thead> <tr> <th>Model</th> <th>Mount</th> <th>Clutch</th> </tr> </thead> <tbody> <tr> <td>7H15</td> <td>Ear</td> <td>8gr 119mm</td> </tr> <tr> <th>Volt</th> <th>Head</th> <th>Sanden#</th> </tr> <tr> <td>12</td> <td>MD</td> <td>7822</td> </tr> </tbody> </table>	Model	Mount	Clutch	7H15	Ear	8gr 119mm	Volt	Head	Sanden#	12	MD	7822	 <p>5749 R134a</p> <table border="1"> <thead> <tr> <th>Model</th> <th>Mount</th> <th>Clutch</th> </tr> </thead> <tbody> <tr> <td>7H15HD</td> <td>Ear</td> <td>2gr 125mm</td> </tr> <tr> <th>Volt</th> <th>Head</th> <th>Sanden#</th> </tr> <tr> <td>24</td> <td>KG</td> <td>4742</td> </tr> </tbody> </table>	Model	Mount	Clutch	7H15HD	Ear	2gr 125mm	Volt	Head	Sanden#	24	KG	4742	 <p>5752 R134a</p> <table border="1"> <thead> <tr> <th>Model</th> <th>Mount</th> <th>Clutch</th> </tr> </thead> <tbody> <tr> <td>7H15HD</td> <td>Ear</td> <td>2gr 125mm</td> </tr> <tr> <th>Volt</th> <th>Head</th> <th>Sanden#</th> </tr> <tr> <td>24</td> <td>JD</td> <td>4652</td> </tr> </tbody> </table>	Model	Mount	Clutch	7H15HD	Ear	2gr 125mm	Volt	Head	Sanden#	24	JD	4652	 <p>5764 R134a</p> <table border="1"> <thead> <tr> <th>Model</th> <th>Mount</th> <th>Clutch</th> </tr> </thead> <tbody> <tr> <td>7H15HD</td> <td>Ear</td> <td>2gr 132mm</td> </tr> <tr> <th>Volt</th> <th>Head</th> <th>Sanden#</th> </tr> <tr> <td>12</td> <td>JDA/JD</td> <td>4644/4664</td> </tr> </tbody> </table>	Model	Mount	Clutch	7H15HD	Ear	2gr 132mm	Volt	Head	Sanden#	12	JDA/JD	4644/4664
Model	Mount	Clutch																																																	
7H15	Ear	8gr 119mm																																																	
Volt	Head	Sanden#																																																	
12	MD	7822																																																	
Model	Mount	Clutch																																																	
7H15HD	Ear	2gr 125mm																																																	
Volt	Head	Sanden#																																																	
24	KG	4742																																																	
Model	Mount	Clutch																																																	
7H15HD	Ear	2gr 125mm																																																	
Volt	Head	Sanden#																																																	
24	JD	4652																																																	
Model	Mount	Clutch																																																	
7H15HD	Ear	2gr 132mm																																																	
Volt	Head	Sanden#																																																	
12	JDA/JD	4644/4664																																																	
<p style="text-align: center;">FORD</p>  <p>5770 w/ clutch 5770NC ... w/o clutch R134a</p> <table border="1"> <thead> <tr> <th>Model</th> <th>Mount</th> <th>Clutch</th> </tr> </thead> <tbody> <tr> <td>7H15</td> <td>Direct</td> <td>8gr 119mm</td> </tr> <tr> <th>Volt</th> <th>Head</th> <th>Sanden#</th> </tr> <tr> <td>12</td> <td>WH</td> <td>7804</td> </tr> </tbody> </table>	Model	Mount	Clutch	7H15	Direct	8gr 119mm	Volt	Head	Sanden#	12	WH	7804	<p style="text-align: center;">FORD</p>  <p>5771 w/ clutch 5771NC ... w/o clutch R134a</p> <table border="1"> <thead> <tr> <th>Model</th> <th>Mount</th> <th>Clutch</th> </tr> </thead> <tbody> <tr> <td>7H15</td> <td>Ear</td> <td>2gr 132mm</td> </tr> <tr> <th>Volt</th> <th>Head</th> <th>Sanden#</th> </tr> <tr> <td>12</td> <td>WJ</td> <td>4603</td> </tr> </tbody> </table>	Model	Mount	Clutch	7H15	Ear	2gr 132mm	Volt	Head	Sanden#	12	WJ	4603	<p style="text-align: center;">FORD</p>  <p>5772 w/ clutch 5772NC ... w/o clutch R134a</p> <table border="1"> <thead> <tr> <th>Model</th> <th>Mount</th> <th>Clutch</th> </tr> </thead> <tbody> <tr> <td>7H15</td> <td>Direct</td> <td>1gr 169mm</td> </tr> <tr> <th>Volt</th> <th>Head</th> <th>Sanden#</th> </tr> <tr> <td>12</td> <td>WH</td> <td>4602</td> </tr> </tbody> </table>	Model	Mount	Clutch	7H15	Direct	1gr 169mm	Volt	Head	Sanden#	12	WH	4602	 <p>5773NC ... w/o clutch R134a</p> <table border="1"> <thead> <tr> <th>Model</th> <th>Mount</th> <th>Clutch</th> </tr> </thead> <tbody> <tr> <td>SD510</td> <td>Ear</td> <td>-</td> </tr> <tr> <th>Volt</th> <th>Head</th> <th>Sanden#</th> </tr> <tr> <td>-</td> <td>FQ</td> <td>57093</td> </tr> </tbody> </table>	Model	Mount	Clutch	SD510	Ear	-	Volt	Head	Sanden#	-	FQ	57093
Model	Mount	Clutch																																																	
7H15	Direct	8gr 119mm																																																	
Volt	Head	Sanden#																																																	
12	WH	7804																																																	
Model	Mount	Clutch																																																	
7H15	Ear	2gr 132mm																																																	
Volt	Head	Sanden#																																																	
12	WJ	4603																																																	
Model	Mount	Clutch																																																	
7H15	Direct	1gr 169mm																																																	
Volt	Head	Sanden#																																																	
12	WH	4602																																																	
Model	Mount	Clutch																																																	
SD510	Ear	-																																																	
Volt	Head	Sanden#																																																	
-	FQ	57093																																																	
 <p>5774 R134a</p> <table border="1"> <thead> <tr> <th>Model</th> <th>Mount</th> <th>Clutch</th> </tr> </thead> <tbody> <tr> <td>5H14HD</td> <td>Ear</td> <td>2gr 132mm</td> </tr> <tr> <th>Volt</th> <th>Head</th> <th>Sanden#</th> </tr> <tr> <td>24</td> <td>FL</td> <td>4506/6665</td> </tr> </tbody> </table>	Model	Mount	Clutch	5H14HD	Ear	2gr 132mm	Volt	Head	Sanden#	24	FL	4506/6665	 <p>5775 R134a</p> <table border="1"> <thead> <tr> <th>Model</th> <th>Mount</th> <th>Clutch</th> </tr> </thead> <tbody> <tr> <td>5H14HD</td> <td>Ear</td> <td>1var 158mm</td> </tr> <tr> <th>Volt</th> <th>Head</th> <th>Sanden#</th> </tr> <tr> <td>24</td> <td>FL</td> <td>4516/6672</td> </tr> </tbody> </table>	Model	Mount	Clutch	5H14HD	Ear	1var 158mm	Volt	Head	Sanden#	24	FL	4516/6672	 <p style="text-align: center;">Replaced by #5764 when stock is depleted</p> <p>5785 R134a</p> <table border="1"> <thead> <tr> <th>Model</th> <th>Mount</th> <th>Clutch</th> </tr> </thead> <tbody> <tr> <td>5H14</td> <td>Ear</td> <td>2gr 132mm</td> </tr> <tr> <th>Volt</th> <th>Head</th> <th>Sanden#</th> </tr> <tr> <td>12</td> <td>FL</td> <td>4509</td> </tr> </tbody> </table>	Model	Mount	Clutch	5H14	Ear	2gr 132mm	Volt	Head	Sanden#	12	FL	4509	 <p>5786 R134a</p> <table border="1"> <thead> <tr> <th>Model</th> <th>Mount</th> <th>Clutch</th> </tr> </thead> <tbody> <tr> <td>5H09</td> <td>Ear</td> <td>2gr 125mm</td> </tr> <tr> <th>Volt</th> <th>Head</th> <th>Sanden#</th> </tr> <tr> <td>12</td> <td>FL</td> <td>5072</td> </tr> </tbody> </table>	Model	Mount	Clutch	5H09	Ear	2gr 125mm	Volt	Head	Sanden#	12	FL	5072
Model	Mount	Clutch																																																	
5H14HD	Ear	2gr 132mm																																																	
Volt	Head	Sanden#																																																	
24	FL	4506/6665																																																	
Model	Mount	Clutch																																																	
5H14HD	Ear	1var 158mm																																																	
Volt	Head	Sanden#																																																	
24	FL	4516/6672																																																	
Model	Mount	Clutch																																																	
5H14	Ear	2gr 132mm																																																	
Volt	Head	Sanden#																																																	
12	FL	4509																																																	
Model	Mount	Clutch																																																	
5H09	Ear	2gr 125mm																																																	
Volt	Head	Sanden#																																																	
12	FL	5072																																																	
 <p>5788 R134a</p> <table border="1"> <thead> <tr> <th>Model</th> <th>Mount</th> <th>Clutch</th> </tr> </thead> <tbody> <tr> <td>5H09</td> <td>Ear</td> <td>2gr 125mm</td> </tr> <tr> <th>Volt</th> <th>Head</th> <th>Sanden#</th> </tr> <tr> <td>24</td> <td>FL</td> <td>5073</td> </tr> </tbody> </table>	Model	Mount	Clutch	5H09	Ear	2gr 125mm	Volt	Head	Sanden#	24	FL	5073	 <p>5902 R12</p> <table border="1"> <thead> <tr> <th>Model</th> <th>Mount</th> <th>Clutch</th> </tr> </thead> <tbody> <tr> <td>709</td> <td>Ear</td> <td>2gr 125mm</td> </tr> <tr> <th>Volt</th> <th>Head</th> <th>Sanden#</th> </tr> <tr> <td>12</td> <td>MD</td> <td>7402</td> </tr> </tbody> </table>	Model	Mount	Clutch	709	Ear	2gr 125mm	Volt	Head	Sanden#	12	MD	7402	 <p>5903 R12</p> <table border="1"> <thead> <tr> <th>Model</th> <th>Mount</th> <th>Clutch</th> </tr> </thead> <tbody> <tr> <td>510HD</td> <td>Ear</td> <td>132mm</td> </tr> <tr> <th>Volt</th> <th>Head</th> <th>Sanden#</th> </tr> <tr> <td>12</td> <td>B</td> <td>9103</td> </tr> </tbody> </table>	Model	Mount	Clutch	510HD	Ear	132mm	Volt	Head	Sanden#	12	B	9103	 <p>5905 R12</p> <table border="1"> <thead> <tr> <th>Model</th> <th>Mount</th> <th>Clutch</th> </tr> </thead> <tbody> <tr> <td>510HD</td> <td>Ear</td> <td>2gr 132mm</td> </tr> <tr> <th>Volt</th> <th>Head</th> <th>Sanden#</th> </tr> <tr> <td>24</td> <td>B</td> <td>9105</td> </tr> </tbody> </table>	Model	Mount	Clutch	510HD	Ear	2gr 132mm	Volt	Head	Sanden#	24	B	9105
Model	Mount	Clutch																																																	
5H09	Ear	2gr 125mm																																																	
Volt	Head	Sanden#																																																	
24	FL	5073																																																	
Model	Mount	Clutch																																																	
709	Ear	2gr 125mm																																																	
Volt	Head	Sanden#																																																	
12	MD	7402																																																	
Model	Mount	Clutch																																																	
510HD	Ear	132mm																																																	
Volt	Head	Sanden#																																																	
12	B	9103																																																	
Model	Mount	Clutch																																																	
510HD	Ear	2gr 132mm																																																	
Volt	Head	Sanden#																																																	
24	B	9105																																																	

SANDEN STYLE — COMPRESSORS












Listed in ascending order by our Part Number (continued)

 <p>5906 (Includes Adapter #5599) R12</p> <table border="1"> <thead> <tr> <th>Model</th> <th>Mount</th> <th>Clutch</th> </tr> </thead> <tbody> <tr> <td>510HD</td> <td>Ear</td> <td>7gr 119mm</td> </tr> <tr> <th>Volt</th> <th>Head</th> <th>Sanden#</th> </tr> <tr> <td>12</td> <td>QH</td> <td>5706</td> </tr> </tbody> </table>	Model	Mount	Clutch	510HD	Ear	7gr 119mm	Volt	Head	Sanden#	12	QH	5706	 <p>5909 R12</p> <table border="1"> <thead> <tr> <th>Model</th> <th>Mount</th> <th>Clutch</th> </tr> </thead> <tbody> <tr> <td>709</td> <td>Ear</td> <td>2gr 125mm</td> </tr> <tr> <th>Volt</th> <th>Head</th> <th>Sanden#</th> </tr> <tr> <td>12</td> <td>FC</td> <td>7409</td> </tr> </tbody> </table>	Model	Mount	Clutch	709	Ear	2gr 125mm	Volt	Head	Sanden#	12	FC	7409	 <p>5911 R12</p> <table border="1"> <thead> <tr> <th>Model</th> <th>Mount</th> <th>Clutch</th> </tr> </thead> <tbody> <tr> <td>508</td> <td>Ear</td> <td>10gr 125mm</td> </tr> <tr> <th>Volt</th> <th>Head</th> <th>Sanden#</th> </tr> <tr> <td>12</td> <td>M</td> <td>5411</td> </tr> </tbody> </table>	Model	Mount	Clutch	508	Ear	10gr 125mm	Volt	Head	Sanden#	12	M	5411	 <p>5912 R12</p> <table border="1"> <thead> <tr> <th>Model</th> <th>Mount</th> <th>Clutch</th> </tr> </thead> <tbody> <tr> <td>508</td> <td>Ear</td> <td>10gr 125mm</td> </tr> <tr> <th>Volt</th> <th>Head</th> <th>Sanden#</th> </tr> <tr> <td>12</td> <td>FG</td> <td>5415</td> </tr> </tbody> </table>	Model	Mount	Clutch	508	Ear	10gr 125mm	Volt	Head	Sanden#	12	FG	5415
Model	Mount	Clutch																																																	
510HD	Ear	7gr 119mm																																																	
Volt	Head	Sanden#																																																	
12	QH	5706																																																	
Model	Mount	Clutch																																																	
709	Ear	2gr 125mm																																																	
Volt	Head	Sanden#																																																	
12	FC	7409																																																	
Model	Mount	Clutch																																																	
508	Ear	10gr 125mm																																																	
Volt	Head	Sanden#																																																	
12	M	5411																																																	
Model	Mount	Clutch																																																	
508	Ear	10gr 125mm																																																	
Volt	Head	Sanden#																																																	
12	FG	5415																																																	
 <p>5913 R12</p> <table border="1"> <thead> <tr> <th>Model</th> <th>Mount</th> <th>Clutch</th> </tr> </thead> <tbody> <tr> <td>709</td> <td>Direct</td> <td>6gr 119mm</td> </tr> <tr> <th>Volt</th> <th>Head</th> <th>Sanden#</th> </tr> <tr> <td>12</td> <td>MD</td> <td>7712</td> </tr> </tbody> </table>	Model	Mount	Clutch	709	Direct	6gr 119mm	Volt	Head	Sanden#	12	MD	7712	 <p>5914 R12</p> <table border="1"> <thead> <tr> <th>Model</th> <th>Mount</th> <th>Clutch</th> </tr> </thead> <tbody> <tr> <td>508HD</td> <td>Ear</td> <td>1gr 122mm</td> </tr> <tr> <th>Volt</th> <th>Head</th> <th>Sanden#</th> </tr> <tr> <td>12</td> <td>FG</td> <td>9514</td> </tr> </tbody> </table>	Model	Mount	Clutch	508HD	Ear	1gr 122mm	Volt	Head	Sanden#	12	FG	9514	 <p>5916 R12</p> <table border="1"> <thead> <tr> <th>Model</th> <th>Mount</th> <th>Clutch</th> </tr> </thead> <tbody> <tr> <td>709</td> <td>Direct</td> <td>6gr 119mm</td> </tr> <tr> <th>Volt</th> <th>Head</th> <th>Sanden#</th> </tr> <tr> <td>12</td> <td>FC</td> <td>7416</td> </tr> </tbody> </table>	Model	Mount	Clutch	709	Direct	6gr 119mm	Volt	Head	Sanden#	12	FC	7416	 <p>5919 R12</p> <table border="1"> <thead> <tr> <th>Model</th> <th>Mount</th> <th>Clutch</th> </tr> </thead> <tbody> <tr> <td>510HD</td> <td>Ear</td> <td>1var 158mm</td> </tr> <tr> <th>Volt</th> <th>Head</th> <th>Sanden#</th> </tr> <tr> <td>12</td> <td>C</td> <td>9119</td> </tr> </tbody> </table>	Model	Mount	Clutch	510HD	Ear	1var 158mm	Volt	Head	Sanden#	12	C	9119
Model	Mount	Clutch																																																	
709	Direct	6gr 119mm																																																	
Volt	Head	Sanden#																																																	
12	MD	7712																																																	
Model	Mount	Clutch																																																	
508HD	Ear	1gr 122mm																																																	
Volt	Head	Sanden#																																																	
12	FG	9514																																																	
Model	Mount	Clutch																																																	
709	Direct	6gr 119mm																																																	
Volt	Head	Sanden#																																																	
12	FC	7416																																																	
Model	Mount	Clutch																																																	
510HD	Ear	1var 158mm																																																	
Volt	Head	Sanden#																																																	
12	C	9119																																																	
 <p>5920 R12</p> <table border="1"> <thead> <tr> <th>Model</th> <th>Mount</th> <th>Clutch</th> </tr> </thead> <tbody> <tr> <td>510HD</td> <td>Ear</td> <td>2gr 132mm</td> </tr> <tr> <th>Volt</th> <th>Head</th> <th>Sanden#</th> </tr> <tr> <td>12</td> <td>FG</td> <td>9120</td> </tr> </tbody> </table>	Model	Mount	Clutch	510HD	Ear	2gr 132mm	Volt	Head	Sanden#	12	FG	9120	 <p>5922 R12</p> <table border="1"> <thead> <tr> <th>Model</th> <th>Mount</th> <th>Clutch</th> </tr> </thead> <tbody> <tr> <td>510HD</td> <td>Ear</td> <td>1var 158mm</td> </tr> <tr> <th>Volt</th> <th>Head</th> <th>Sanden#</th> </tr> <tr> <td>24</td> <td>C</td> <td>9122</td> </tr> </tbody> </table>	Model	Mount	Clutch	510HD	Ear	1var 158mm	Volt	Head	Sanden#	24	C	9122	 <p>5925 R12</p> <table border="1"> <thead> <tr> <th>Model</th> <th>Mount</th> <th>Clutch</th> </tr> </thead> <tbody> <tr> <td>510HD</td> <td>Ear</td> <td>2gr 132mm</td> </tr> <tr> <th>Volt</th> <th>Head</th> <th>Sanden#</th> </tr> <tr> <td>12</td> <td>C</td> <td>9114</td> </tr> </tbody> </table>	Model	Mount	Clutch	510HD	Ear	2gr 132mm	Volt	Head	Sanden#	12	C	9114	 <p>5926 R12</p> <table border="1"> <thead> <tr> <th>Model</th> <th>Mount</th> <th>Clutch</th> </tr> </thead> <tbody> <tr> <td>508HD</td> <td>Ear</td> <td>2gr 132mm</td> </tr> <tr> <th>Volt</th> <th>Head</th> <th>Sanden#</th> </tr> <tr> <td>12</td> <td>M</td> <td>9026</td> </tr> </tbody> </table>	Model	Mount	Clutch	508HD	Ear	2gr 132mm	Volt	Head	Sanden#	12	M	9026
Model	Mount	Clutch																																																	
510HD	Ear	2gr 132mm																																																	
Volt	Head	Sanden#																																																	
12	FG	9120																																																	
Model	Mount	Clutch																																																	
510HD	Ear	1var 158mm																																																	
Volt	Head	Sanden#																																																	
24	C	9122																																																	
Model	Mount	Clutch																																																	
510HD	Ear	2gr 132mm																																																	
Volt	Head	Sanden#																																																	
12	C	9114																																																	
Model	Mount	Clutch																																																	
508HD	Ear	2gr 132mm																																																	
Volt	Head	Sanden#																																																	
12	M	9026																																																	
 <p>5930NC ... w/o clutch R134a</p> <table border="1"> <thead> <tr> <th>Model</th> <th>Mount</th> <th>Clutch</th> </tr> </thead> <tbody> <tr> <td>SD510</td> <td>Ear</td> <td>-</td> </tr> <tr> <th>Volt</th> <th>Head</th> <th>Sanden#</th> </tr> <tr> <td>12</td> <td>WF</td> <td>57303</td> </tr> </tbody> </table>	Model	Mount	Clutch	SD510	Ear	-	Volt	Head	Sanden#	12	WF	57303	 <p>5937 R12</p> <table border="1"> <thead> <tr> <th>Model</th> <th>Mount</th> <th>Clutch</th> </tr> </thead> <tbody> <tr> <td>508</td> <td>Ear</td> <td>7gr 119mm</td> </tr> <tr> <th>Volt</th> <th>Head</th> <th>Sanden#</th> </tr> <tr> <td>12</td> <td>FG</td> <td>9537</td> </tr> </tbody> </table>	Model	Mount	Clutch	508	Ear	7gr 119mm	Volt	Head	Sanden#	12	FG	9537	 <p>5952 R12</p> <table border="1"> <thead> <tr> <th>Model</th> <th>Mount</th> <th>Clutch</th> </tr> </thead> <tbody> <tr> <td>510SHD</td> <td>Ear</td> <td>1gr 138mm</td> </tr> <tr> <th>Volt</th> <th>Head</th> <th>Sanden#</th> </tr> <tr> <td>24</td> <td>QM</td> <td>4519</td> </tr> </tbody> </table>	Model	Mount	Clutch	510SHD	Ear	1gr 138mm	Volt	Head	Sanden#	24	QM	4519	 <p>5956 R12</p> <table border="1"> <thead> <tr> <th>Model</th> <th>Mount</th> <th>Clutch</th> </tr> </thead> <tbody> <tr> <td>505</td> <td>Ear</td> <td>2gr 125mm</td> </tr> <tr> <th>Volt</th> <th>Head</th> <th>Sanden#</th> </tr> <tr> <td>12</td> <td>FL</td> <td>9056</td> </tr> </tbody> </table>	Model	Mount	Clutch	505	Ear	2gr 125mm	Volt	Head	Sanden#	12	FL	9056
Model	Mount	Clutch																																																	
SD510	Ear	-																																																	
Volt	Head	Sanden#																																																	
12	WF	57303																																																	
Model	Mount	Clutch																																																	
508	Ear	7gr 119mm																																																	
Volt	Head	Sanden#																																																	
12	FG	9537																																																	
Model	Mount	Clutch																																																	
510SHD	Ear	1gr 138mm																																																	
Volt	Head	Sanden#																																																	
24	QM	4519																																																	
Model	Mount	Clutch																																																	
505	Ear	2gr 125mm																																																	
Volt	Head	Sanden#																																																	
12	FL	9056																																																	

COMPRESSORS

COMPRESSORS — SANDEN STYLE

Listed In ascending order by our Part Number (continued)

 <p>5963 R12</p> <table border="1"> <thead> <tr> <th>Model</th> <th>Mount</th> <th>Clutch</th> </tr> </thead> <tbody> <tr> <td>508HD</td> <td>Ear</td> <td>2gr 132mm</td> </tr> <tr> <th>Volt</th> <th>Head</th> <th>Sanden#</th> </tr> <tr> <td>12</td> <td>QH</td> <td>9563</td> </tr> </tbody> </table>	Model	Mount	Clutch	508HD	Ear	2gr 132mm	Volt	Head	Sanden#	12	QH	9563	 <p>5973 R12</p> <table border="1"> <thead> <tr> <th>Model</th> <th>Mount</th> <th>Clutch</th> </tr> </thead> <tbody> <tr> <td>508HD</td> <td>Ear</td> <td>2gr 132mm</td> </tr> <tr> <th>Volt</th> <th>Head</th> <th>Sanden#</th> </tr> <tr> <td>24</td> <td>FG</td> <td>5407</td> </tr> </tbody> </table>	Model	Mount	Clutch	508HD	Ear	2gr 132mm	Volt	Head	Sanden#	24	FG	5407	 <p>5974 R12</p> <table border="1"> <thead> <tr> <th>Model</th> <th>Mount</th> <th>Clutch</th> </tr> </thead> <tbody> <tr> <td>510HD</td> <td>Ear</td> <td>2gr 132mm</td> </tr> <tr> <th>Volt</th> <th>Head</th> <th>Sanden#</th> </tr> <tr> <td>24</td> <td>FG</td> <td>9674</td> </tr> </tbody> </table>	Model	Mount	Clutch	510HD	Ear	2gr 132mm	Volt	Head	Sanden#	24	FG	9674	 <p>5975 R12</p> <table border="1"> <thead> <tr> <th>Model</th> <th>Mount</th> <th>Clutch</th> </tr> </thead> <tbody> <tr> <td>510HD</td> <td>Ear</td> <td>1var 158mm</td> </tr> <tr> <th>Volt</th> <th>Head</th> <th>Sanden#</th> </tr> <tr> <td>12</td> <td>FG</td> <td>9675</td> </tr> </tbody> </table>	Model	Mount	Clutch	510HD	Ear	1var 158mm	Volt	Head	Sanden#	12	FG	9675
Model	Mount	Clutch																																																	
508HD	Ear	2gr 132mm																																																	
Volt	Head	Sanden#																																																	
12	QH	9563																																																	
Model	Mount	Clutch																																																	
508HD	Ear	2gr 132mm																																																	
Volt	Head	Sanden#																																																	
24	FG	5407																																																	
Model	Mount	Clutch																																																	
510HD	Ear	2gr 132mm																																																	
Volt	Head	Sanden#																																																	
24	FG	9674																																																	
Model	Mount	Clutch																																																	
510HD	Ear	1var 158mm																																																	
Volt	Head	Sanden#																																																	
12	FG	9675																																																	
 <p>5976 R12</p> <table border="1"> <thead> <tr> <th>Model</th> <th>Mount</th> <th>Clutch</th> </tr> </thead> <tbody> <tr> <td>510HD</td> <td>Ear</td> <td>1var 158mm</td> </tr> <tr> <th>Volt</th> <th>Head</th> <th>Sanden#</th> </tr> <tr> <td>24</td> <td>FG</td> <td>9676</td> </tr> </tbody> </table>	Model	Mount	Clutch	510HD	Ear	1var 158mm	Volt	Head	Sanden#	24	FG	9676	 <p>5985 R12</p> <table border="1"> <thead> <tr> <th>Model</th> <th>Mount</th> <th>Clutch</th> </tr> </thead> <tbody> <tr> <td>508</td> <td>Ear</td> <td>2gr 132mm</td> </tr> <tr> <th>Volt</th> <th>Head</th> <th>Sanden#</th> </tr> <tr> <td>12</td> <td>FG</td> <td>9285</td> </tr> </tbody> </table>	Model	Mount	Clutch	508	Ear	2gr 132mm	Volt	Head	Sanden#	12	FG	9285	 <p>5989 R12</p> <table border="1"> <thead> <tr> <th>Model</th> <th>Mount</th> <th>Clutch</th> </tr> </thead> <tbody> <tr> <td>510 HD</td> <td>Ear</td> <td>2gr 132mm</td> </tr> <tr> <th>Volt</th> <th>Head</th> <th>Sanden#</th> </tr> <tr> <td>12</td> <td>QF</td> <td>9689</td> </tr> </tbody> </table>	Model	Mount	Clutch	510 HD	Ear	2gr 132mm	Volt	Head	Sanden#	12	QF	9689	 <p>5990 R12</p> <table border="1"> <thead> <tr> <th>Model</th> <th>Mount</th> <th>Clutch</th> </tr> </thead> <tbody> <tr> <td>508</td> <td>Ear</td> <td>2gr 132mm</td> </tr> <tr> <th>Volt</th> <th>Head</th> <th>Sanden#</th> </tr> <tr> <td>12</td> <td>B</td> <td>8390</td> </tr> </tbody> </table>	Model	Mount	Clutch	508	Ear	2gr 132mm	Volt	Head	Sanden#	12	B	8390
Model	Mount	Clutch																																																	
510HD	Ear	1var 158mm																																																	
Volt	Head	Sanden#																																																	
24	FG	9676																																																	
Model	Mount	Clutch																																																	
508	Ear	2gr 132mm																																																	
Volt	Head	Sanden#																																																	
12	FG	9285																																																	
Model	Mount	Clutch																																																	
510 HD	Ear	2gr 132mm																																																	
Volt	Head	Sanden#																																																	
12	QF	9689																																																	
Model	Mount	Clutch																																																	
508	Ear	2gr 132mm																																																	
Volt	Head	Sanden#																																																	
12	B	8390																																																	
 <p>5992 R12</p> <table border="1"> <thead> <tr> <th>Model</th> <th>Mount</th> <th>Clutch</th> </tr> </thead> <tbody> <tr> <td>508HD</td> <td>Ear</td> <td>1gr 122mm</td> </tr> <tr> <th>Volt</th> <th>Head</th> <th>Sanden#</th> </tr> <tr> <td>12</td> <td>M</td> <td>9592</td> </tr> </tbody> </table>	Model	Mount	Clutch	508HD	Ear	1gr 122mm	Volt	Head	Sanden#	12	M	9592	 <p>5995NC ... w/o clutch R12</p> <table border="1"> <thead> <tr> <th>Model</th> <th>Mount</th> <th>Clutch</th> </tr> </thead> <tbody> <tr> <td>508</td> <td>Ear</td> <td>-</td> </tr> <tr> <th>Volt</th> <th>Head</th> <th>Sanden#</th> </tr> <tr> <td>12</td> <td>FQ</td> <td>9594</td> </tr> </tbody> </table>	Model	Mount	Clutch	508	Ear	-	Volt	Head	Sanden#	12	FQ	9594	 <p>5999 R12</p> <table border="1"> <thead> <tr> <th>Model</th> <th>Mount</th> <th>Clutch</th> </tr> </thead> <tbody> <tr> <td>508</td> <td>Ear</td> <td>2gr 132mm</td> </tr> <tr> <th>Volt</th> <th>Head</th> <th>Sanden#</th> </tr> <tr> <td>24</td> <td>B</td> <td>8399</td> </tr> </tbody> </table>	Model	Mount	Clutch	508	Ear	2gr 132mm	Volt	Head	Sanden#	24	B	8399													
Model	Mount	Clutch																																																	
508HD	Ear	1gr 122mm																																																	
Volt	Head	Sanden#																																																	
12	M	9592																																																	
Model	Mount	Clutch																																																	
508	Ear	-																																																	
Volt	Head	Sanden#																																																	
12	FQ	9594																																																	
Model	Mount	Clutch																																																	
508	Ear	2gr 132mm																																																	
Volt	Head	Sanden#																																																	
24	B	8399																																																	

COMPRESSORS

SANDEN STYLE CLUTCHES



Key Shaft Armature Plate

- Keyed shaft can be identified by the threaded holes in the armature plate spanner. Plate has wobble notch.



Spline Shaft Armature Plate

- Splined shaft can be identified by holes (not threaded) in the armature plate spanner. Plate has flat cut-out.

**Chrysler, Dodge, Jeep, Plymouth
Cadillac, Chev / GMC Truck,
Oldsmobile, Volkswagen**



“NEW” Sanden OEM replacement compressors for the following passenger and light truck applications!

MAKE	MODEL	ENGINE	DESCRIPTION	PART NO. #
CHRYSLER / PLYMOUTH				
2000 - 1996	Breeze, Cirrus, Sebring	All	PV6, 111mm Dia.	SD4969
2003 - 2001	Sebring	2.4L	PV6, 101mm Dia.	SD4975
2003 - 2001	Sebring	2.7L	PV6, 103.5mm Dia.	SD4976
DODGE				
2003 - 2002	Dakota	4.7L	PV6, 130mm Dia.	SD4854
2003 - 1996	Dakota	2.5L	PV6, 119mm Dia.	SD4691
2002 - 1995	Dakota	3.7L	PV7, 130mm Dia.	SD4785
2003 - 2002	Durango	4.7L (w/dual evap)	PV6, 130mm Dia.	SD4854
2003 - 2001	Durango	4.7L (w/single evap)	PV6, 130mm Dia.	SD4825
2001 - 1998	Durango	5.9L	PV7, 130mm Dia.	SD4846
2003 - 1998	Ram (Van)	All	PV7, 95mm Dia.	SD4979
2001 - 1999	Ram Charger (SUV)	All	PV7, 130mm Dia.	SD4846
2003 - 2001	Stratus	2.4L	PV6, 101mm Dia.	SD4975
2003 - 2001	Stratus	2.7L	PV6, 103.5mm Dia.	SD4976
2000 - 1996	Stratus	All	PV6, 111mm Dia.	SD4969
DODGE PICKUP				
2003 - 2002	T-300 RAM	4.7L	PV6, 130mm Dia.	SD4854
2003 - 1996	T-300 RAM	5.9L, 8.0L Diesel	PV8, 119 mm Dia.	SD4775
2002 - 1995	T-300 RAM	5.9L, 8.0L, V10 Gas	PV7, 130mm Dia.	SD4785
JEEP				
2001 - 1997	Cherokee	2.5L	PV6, 119mm Dia.	SD4691
1997 - 1995	Cherokee	2.5L	PV6, 119mm Dia.	SD4727
1999 - 1996	Wrangler	All	PV6, 119mm Dia.	SD4691
1996 - 1995	Wrangler	All	PV6, 119mm Dia.	SD4727
GM Passenger Car and Light Truck (Sanden NEW Compressor)				
USE to REPLACE Delphi HT-6 on the following GM vehicles)				
2000 - 1999	Cadillac Escalade	5.7L	PV6, 130mm Dia.	5887
1998 - 1996	Blazer, Jimmy	4.3L	PV6, 130mm Dia.	5887
1999 - 1996	C/K, Sierra 1500	4.3, 5.0, 5.7L	PV6, 130mm Dia.	5887
2000 - 1996	C/K, Sierra 2500,3500	5.0, 5.7L	PV6, 130mm Dia.	5887
1999 - 1996	Suburban 1500,2500	5.0, 5.7L	PV6, 130mm Dia.	5887
1999 - 1996	P30, 3500 Van	4.3, 5.7L	PV6, 130mm Dia.	5887
1998 - 1996	S10, Sonoma	4.3L	PV6, 130mm Dia.	5887
2000 - 1996	Tahoe, Yukon	5.7L	PV6, 130mm Dia.	5887
1998 - 1996	Oldsmobile Bravada	4.3L	PV6, 130mm Dia.	5887
VOLKSWAGEN				
2004 - 1998	Beetle	4 cyl.	PV6, 120mm Dia.	SD1233
2004 - 2001	Jetta	4 cyl.	PV6, 120mm Dia.	SD1233
2001 - 1998	Jetta	6 cyl. VR6	PV7, 120mm Dia.	SD1216
1998 - 1993	Golf, Jetta	4 cyl.	PV6, 120mm Dia.	SD1100
1998 - 1993	Golf, Jetta	6 cyl. VR6	PV6, 120mm Dia.	SD1102

SANDEN — FLX7 (R134a)

COMPRESSORS

IMPORTANT: FLX7 Compressors are equipped with a GV style rear pad head - MANIFOLD REQUIRED.




1 GROOVE - EAR MOUNT

Diameter	Volt	Part#
138 mm / 5.50"	12v	5292
138 mm / 5.50"	24v	5293
158 mm / 6.25"	12v	5295
158 mm / 6.25"	24v	5296



2 GROOVE - EAR MOUNT

Diameter	Volt	Part#
125 mm / 4.9"	12v	5286
125 mm / 4.9"	24v	5287
132 mm / 5.25"	12v	5290
132 mm / 5.25"	24v	5291
152 mm / 6.0"	24v	5294




2 GROOVE - DIRECT MOUNT

Diameter	Volt	Part#
125 mm / 4.9"	12v	5288



8 GROOVE - EAR MOUNT

Diameter	Volt	Part#
119 mm / 4.6"	12v	5282
119 mm / 4.6"	24v	5283
119 mm / 4.6"	12v	5284 (CAT type)



8 GROOVE - DIRECT MOUNT

Diameter	Volt	Part#
119 mm / 4.6"	12v	5285



10 GROOVE - EAR MOUNT

Diameter	Volt	Part#
125 mm / 4.9"	12v	5289

MANIFOLD - REQUIRED (choose correct style for above compressors)

Made from forged steel.



5201
Vertical 3/4" x 7/8"



5202
Horizontal 3/4" x 7/8"



5203
Vertical 1"-14 Tube-O



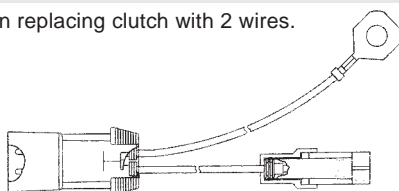
5204
Horizontal 1"-14 Tube-O



5205
Vertical Flare

LEADWIRE

Use when replacing clutch with 2 wires.



1545
Clutch Lead Wire

Compressor with Clutch
 + Plus Manifold
 = Compressor Assembly



FLX7
GV Style Rear Pad Head

TIPS FOR SANDEN FLX7 COMPRESSORS

1. FLX7 compressors can be used to replace most R12 and R134a Sanden and Seltec type models, due to their design which incorporates a pad style head using a bolt-on manifold. In some cases the manifold is not required (where the OE compressor is a pad style). The FLX7 compressor is available in 7 different clutch styles, in both 12 & 24 volt. Although the FLX7 is supplied with a single wire coil connection, a FLX7 wiring harness (1545) is available to convert the compressor to a double wire style.
2. If an application requires such, the FLX7 can be rotated 90° degrees left or right to properly “clock” the QV pad on the rear head (ear mount only). Just remember the oil plug must not be facing downward after it is rotated to its final position.
3. The FLX7 will outperform the SD508, SD510, and SD5H14 Sanden models, as well as Seltec models TM15, and TM16.
4. The overall length of the FLX7 compressor with an attached manifold may be longer than the OE compressor it will replace, especially if the original has a one piece aluminum rear head (non manifold type). In most cases the additional length will not present a problem. For extremely tight fit applications, check length before ordering.

Description:

FLX7 with Vertical Manifold 10 3/16" (overall length incl. clutch & manifold)

FLX7 with Horizontal Manifold 10 1/2" (overall length incl. clutch & manifold)

SUBSTITUTION CHART (NOT A DIRECT INTERCHANGE)

Sanden original equipment compressors interchange to FLX7 plus hose port manifolds

SANDEN Number	PART# "FLX7" +	Manifold Number	SANDEN Number	PART# "FLX7" +	Manifold Number	SANDEN Number	PART# "FLX7" +	Manifold Number	SANDEN Number	PART# "FLX7" +	Manifold Number
4428	5288	plus 5202	4665	5282	plus 5201	6671	5295	plus 5203	9103	5190	plus 5205
4501	5196	plus 5203	4666	5285	plus 5202	6672	5296	plus 5201	9105	5191	plus 5205
4502	5195	plus 5203	4706	5286	plus 5203	6673	5295	plus 5201	9108	5190	plus 5201
4506	5291	plus 5201	4707	5282	-	6675	5282	plus 5204	9114	5190	plus 5203
4507	5291	plus 5201	4708	5286	-	6676	5290	plus 5202	9119	5195	plus 5203
4508	5289	plus 5201	4709	5286	plus 5202	6677	5290	plus 5203	9120	5190	plus 5201
4509	5290	plus 5201	4710	5282	plus 5203	6678	5290	plus 5203	9122	5196	plus 5203
4510	5290	plus 5201	4711	5282	plus 5201	6679	5294	plus 5201	9125	5190	plus 5204
4511	5295	plus 5203	4712	5282	plus 5202	6680	5291	plus 5202	9133	5191	plus 5204
4513	5290	plus 5204	4741	5287	plus 5201	7401	5186	plus 5203	9137	5191	plus 5203
4514	5282	plus 5201	4742	5287	plus 5202	7402	5186	plus 5204	9143	5191	plus 5201
4515	5295	plus 5201	4743	5287	plus 5203	7409	5186	plus 5201	9263	5190	plus 5203
4516	5296	plus 5201	4744	5287	plus 5204	7427	5182	plus 5203	9264	5190	plus 5204
4517	5190	plus 5204	4745	5296	plus 5201	7492	5182	plus 5201	9265	5191	plus 5204
4518	5191	plus 5204	4746	5295	plus 5201	7621	5186	plus 5201	9279	5190	plus 5204
4519	5193	-	4747	5295	plus 5203	7819	5286	plus 5204	9283	5182	plus 5205
4521	5291	plus 5204	4762	5283	plus 5201	7822	5282	plus 5204	9285	5190	plus 5201
4522	5282	plus 5204	4763	5283	plus 5203	7824	5287	plus 5201	9505	5191	plus 5203
4523	5282	plus 5204	4764	5283	plus 5204	7825	5290	plus 5201	9513	5189	plus 5205
4525	5290	plus 5203	4765	5283	plus 5202	7862	5290	plus 5202	9515	5186	plus 5201
4526	5289	plus 5202	4779	5286	plus 5201	7864	5282	plus 5202	9519	5190	plus 5203
4527	5291	plus 5203	5407	5191	plus 5201	7865	5282	plus 5201	9537	5182	plus 5201
4529	5290	plus 5203	5411	5189	plus 5204	7866	5287	plus 5201	9540	5182	plus 5204
4532	5294	plus 5201	5413	5191	plus 5201	7867	5290	plus 5201	9546	5182	plus 5203
4536	5290	plus 5202	5415	5189	plus 5201	7877	5290	plus 5204	9563	5190	-
4537	5291	plus 5202	5425	5195	plus 5201	8017	5287	plus 5201	9565	5182	plus 5205
4604	5293	-	5754	5193	-	8018	5290	plus 5201	9570	5182	plus 5204
4608	5292	-	6626	5290	plus 5201	8019	5290	plus 5204	9589	5192	plus 5204
4626	5297	plus 5201	6627	5291	plus 5201	8023	5286	plus 5202	9663	5182	plus 5201
4626	5288	plus 5201	6629	5282	plus 5201	8025	5282	plus 5202	9672	5190	plus 5201
4627	5286	plus 5201	6630	5290	plus 5202	8026	5282	plus 5201	9674	5191	plus 5201
4637	5284	plus 5202	6631	5290	plus 5204	8061	5287	plus 5201	9675	5195	plus 5201
4641	5285	plus 5204	6632	5291	plus 5204	8062	5290	plus 5201	9676	5196	plus 5201
4643	5290	plus 5203	6634	5291	plus 5202	8103	5282	plus 5201	9685	5192	-
4646	5290	plus 5204	6642	5290	plus 5203	8104	5290	plus 5201	9689	5190	-
4647	5290	plus 5201	6655	5282	plus 5204	8390	5190	plus 5205			
4652	5287	plus 5201	6656	5289	plus 5204	8396	5194	plus 5205			
4656	5293	-	6664	5290	plus 5201	8399	5191	plus 5205			
4657	5292	-	6665	5291	plus 5201	9005	5190	plus 5203			
4663	5286	plus 5201	6667	5291	plus 5203	9026	5190	plus 5204			
4664	5290	plus 5201	6670	5289	plus 5202	9040	5190	plus 5201			

BENEFITS

- Reduced Part Numbers
- Reduced Inventory Costs
- Expanded Product Configurations

COMPRESSORS — SANDEN STYLE

NOTES:

COMPRESSORS

TROUBLE SHOOTING CHART

SYMPTOM	PROBLEM DIAGNOSIS AND INSPECTION	CAUSE AND REMEDY REPAIR OR REPLACE			
LACK OF COOLING - (Smooth Running Compressor)					
Unusually high suction pressure with unusually low discharge pressure	1. Perform a valve plate test	Broken head or block gasket Broken or deformed reed valve Foreign substance under the reed valve or gasket			
Unusually low suction and discharge pressure	1. Check for low refrigerant charge 2. Leak check compressor 3. Leak check and diagnose system (see service manual)	Shaft seal leak Cylinder head leak Gasket leak Oil filter plug leak Cracked cylinder block			
LACK OF COOLING - (Rough Running Compressor)					
Intermittent or Inoperative	1. Check belt tension 2. Check clutch air gap 3. Check clutch volts, amps, and coil lead wire	Adjust air gap Broken lead wire Clutch coil defect - internal System ground - see manual			
Rough Running	4. Perform shaft turning smoothness test	Compressor failure - internal			
UNUSUAL NOISE					
NOTE: Noises may be caused by components other than the compressor; however, it is normal to generate some noise.					
Clutch Engaged	1. Check compressor mounting 2. Check other engine parts 3. Check for intermittent or slipping clutch 4. Check for proper refrigerant charge 5. Check clutch bearing 6. Oil level - insufficient 7. Shaft turning smoothness test 8. Remove valve plate and inspect	Loose belt, bracket or bolts Water or air pump, alt, timing belt Adjust air gap Defective coil Recharge and recheck Replace rotor / armature assm. Restore to proper level Compressor failure - internal Broken discharge valve reed or retainer Broken suction valve reed Broken gasket			
Clutch Disengaging or "Chattering"	1. Check air gap	Adjust air gap Defective clutch pulley or front plate			
BELT TENSION SPECIFICATIONS (recommended for maximum clutch bearing life)					
Grooves	Belt Wdth	Tension (lbs.)	Grooves	Grv Wdth	Tension(lbs.)
1 or 2	1/2"	121 ± 5	6 Multi	1/8"	180 ± 5
1 variable	1/2" / 9/16"	132 ± 5	7 Multi	1/8"	210 ± 5
1	5/8"	132 ± 5	8 Multi	1/8"	240 ± 5
			10 Multi	1/8"	300 ± 5
(Tolerance ± 4.95 lb; multi grooves based on 30 lb per groove)					