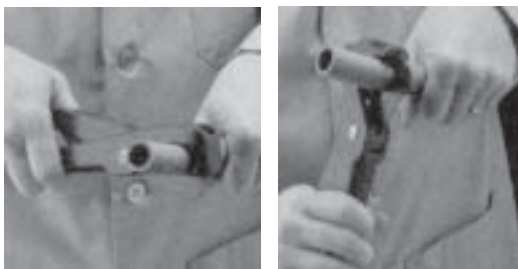


E-Z CLIP Assembly Instructions



Step 1. Cut the Hose

Cut the hose to proper length with an appropriate tool. The hand-held hose cutter has been specially designed for cutting all non-wire reinforced hose, such as GH134 multi-refrigerant hose. Be sure the cut is made square to the hose length.



Step 2. Slip on Two Clips

Install two proper-sized clips onto the cut end of the hose. Orientation of the clips does not affect the performance of the connection. However, for ease of assembly, both clips should have the same orientation.

NOTE: Failure to slide the clips over the hose at this time will require the clips to be stretched over the hose or fitting later. This may permanently damage the clip.



Step 3. Oil the Nipple

Lubricate the nipple with a generous amount of the refrigeration or A/C system's compressor lubricating oil. This **MUST** be done to lower the force of the nipple insertion.



Step 4. Insert the Nipple into the Hose

Insert the nipple into the hose. To ensure that the nipple is fully inserted, check the gap between the cut end of the hose and the shoulder on the nipple. Care should be taken to avoid kinking or other damage to the hose during nipple insertion.

NOTE: Be sure to wipe excess oil from the nipple and hose.



Step 5. Snap on the Cage

Snap the cage into the groove on the nipple. The arms should extend over the hose length. When the cage has been correctly installed in the cage groove, the cage will be able to rotate in the groove. This step **MUST** be performed to ensure:

1. The clips will be located over the O'rings on the nipple.
2. The connection will be compatible with the connection's pressure rating.




Step 6. Slide the Clips

Slide the clips over the cage arms and into the channels on each arm.



Step 7. Close the Clips

Use the 8760EZ pliers to close the clips. The pliers should be positioned squarely on the clip connection points and should remain square during the closing of the clip.



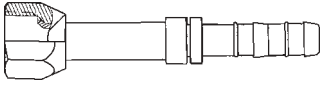
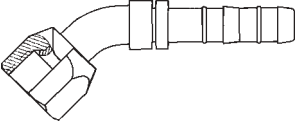
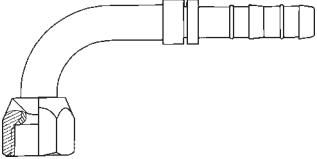
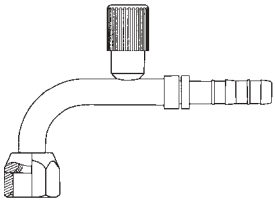
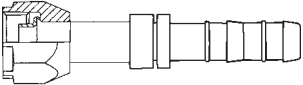
Nose of the pliers should be firmly seated under the assembly bump and lock latch.



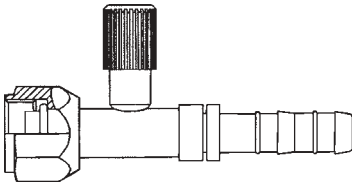
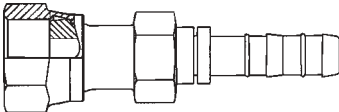
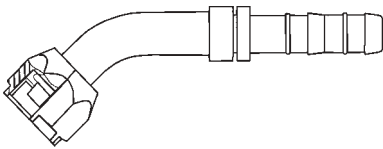
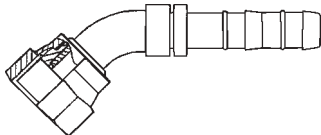
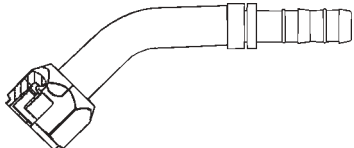
If the pliers are not kept square during closing of the clip, the clasp may have an offset. Use the pliers to correct the clasp alignment.

FITTINGS — AEROQUIP E-Z CLIP

NOTE: Fittings are supplied with E-Z Clips and Attachment Cage.
E-Z Clip Fittings work exclusively with Aeroquip GH134 Series Refrigerant Hose Only

ILLUSTRATION	DESCRIPTION	PART #	FITTING END	HOSE END	THREAD SIZE	OAL
FEMALE FLARE STRAIGHT						
	w/o Port	4350EZ	#6	#6	5/8 -18	2.88
	w/o Port	4362EZ	#6	#8	5/8 -18	3.14
	w/o Port	4351EZ	#8	#8	3/4 -16	2.96
	w/o Port	4363EZ	#8	#10	3/4 -16	3.56
	w/o Port	4352EZ	#10	#10	7/8 -14	3.63
	w/o Port	4364EZ	#10	#12	7/8 -14	3.66
	w/o Port	4353EZ	#12	#12	1 1/16 -14	3.20
FEMALE FLARE 45° ELBOW						
	Dbl Notch in nut Universal Type I.D.	4354EZ	#6	#6	5/8 -18	2.61
	Dbl Notch in nut Universal Type I.D.	4365EZ	#6	#8	5/8 -18	2.62
	Universal Flare	4355EZ	#8	#8	3/4 -16	2.97
	Universal Flare	4366EZ	#8	#10	3/4 -16	2.98
	Universal Flare	4356EZ	#10	#10	7/8 -14	3.08
	Universal Flare	4367EZ	#10	#12	7/8 -14	3.11
	FEMALE FLARE 90° ELBOW w/o Service Port					
	Dbl Notch in nut Universal Type I.D.	4358EZ	#6	#6	5/8 -18	2.51
	Dbl Notch in nut Universal Type I.D.	4368EZ	#6	#8	5/8 -18	2.52
	Universal Flare	4359EZ	#8	#8	3/4 -16	2.74
	Universal Flare	4360EZ	#10	#10	7/8 -14	3.09
	Universal Flare	4369EZ	#10	#12	7/8 -14	3.09
	Universal Flare	4361EZ	#12	#12	1 1/16 -14	3.68
	FEMALE FLARE 90° ELBOW w/Service Port					
	Flare SAE 45° w/16mm R134a Port	4530EZ	#6	#6	5/8 -18	4.35
	Flare SAE 45° w/16mm R134a Port	4531EZ	#8	#8	3/4 -16	4.61
	Flare SAE 45° w/16mm R134a Port	4532EZ	#10	#10	7/8 -14	4.80
FEMALE O'RING STRAIGHT						
	w/o Port	4402EZ	#6	#6	5/8 -18	3.14
	w/o Port	4428EZ	#6	#8	5/8 -18	3.16
	w/o Port	4403EZ	#8	#8	3/4 -16	3.56
	w/o Port	4429EZ	#8	#10	3/4 -16	3.57
	w/o Port	4404EZ	#10	#10	7/8 -14	3.63
	w/o Port	4430EZ	#10	#12	7/8 -14	3.66
	w/o Port	4432EZ	#12	#10	1 1/16 -14	4.25
	w/o Port	4405EZ	#12	#12	1 1/16 -14	4.25

AEROQUIP E-Z CLIP — FITTINGS

ILLUSTRATION	DESCRIPTION	PART #	FITTING END	HOSE END	THREAD SIZE	OAL
FEMALE O’RING STRAIGHT w/R134a Port						
	w/16mm R134a Port (High Side)	4502EZ	#6	#6	5/8 -18	3.91
	w/16mm R134a Port (High Side)	4503EZ	#8	#8	3/4 -16	4.09
	w/16mm R134a Port (High Side)	4516EZ	#8	#10	3/4 -16	4.09
	w/13mm R134a Port (Low Side)	4504EZ	#10	#10	7/8 -14	4.24
	w/13mm R134a Port (Low Side)	4505EZ	#10	#12	7/8 -14	4.27
	w/13mm R134a Port (Low Side)	4517EZ	#12	#12	1 1/16 -14	4.58
FEMALE O’RING STRAIGHT - Swivel						
	Female Swivel - Metric Hex Nut	4610EZ	#6	#6	1 1/16 -16	2.95
	Female Swivel - Metric Hex Nut	4611EZ	#8	#8	1 3/16 -16	3.17
	Female Swivel - Metric Hex Nut	4612EZ	#10	#10	1-14	3.33
	Female Swivel - Metric Hex Nut	4613EZ	#10	#12	1-14	3.32
FEMALE O’RING 45° ELBOW						
	w/o Port	4406EZ	#6	#6	5/8 -18	3.60
	w/o Port	4417EZ	#6	#8	5/8 -18	3.62
	w/o Port	4407EZ	#8	#8	3/4 -16	3.94
	w/o Port	4418EZ	#8	#10	3/4 -16	3.95
	w/o Port	4408EZ	#10	#10	7/8 -14	4.37
	w/o Port	4419EZ	#10	#12	7/8 -14	4.46
	w/o Port	4409EZ	#12	#12	1 1/16 -14	5.33
FEMALE O’RING 45° ELBOW - Swivel						
	Female Swivel	4614EZ	#8	#8	13/16 -16	3.02
	Female Swivel	4615EZ	#10	#8	1-14	3.32
	Female Swivel	4616EZ	#10	#10	1-14	3.22
FEMALE O’RING 45° ELBOW - Metric Thread						
	Metric Thread (long pilot)	4617EZ	#12	#12	M27 x 2	4.74
	Metric Thread (long pilot)	4618EZ	#12	#12	M27 x 2	5.33

FITTINGS — AEROQUIP E-Z CLIP

NOTE: Fittings are supplied with E-Z Clips and Attachment Cage.

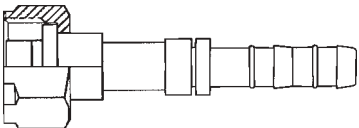
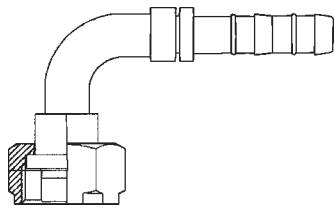
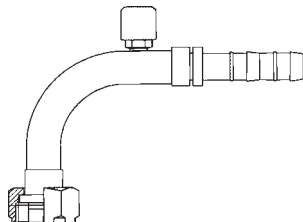
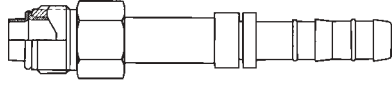
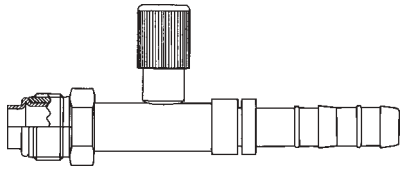
E-Z Clip Fittings work exclusively with Aeroquip GH134 Series Refrigerant Hose Only (continued)

ILLUSTRATION	DESCRIPTION	PART #	FITTING END	HOSE END	THREAD SIZE	OAL
FEMALE O'RING 90° ELBOW						
	w/o Port	4410EZ	#6	#6	5/8 -18	3.32
	w/o Port	4435EZ	#6	#8	5/8 -18	3.33
	w/o Port	4411EZ	#8	#8	3/4 -16	3.77
	w/o Port	4436EZ	#8	#10	3/4 -16	3.78
	w/o Port	4412EZ	#10	#10	7/8 -14	4.22
	w/o Port	4437EZ	#10	#12	7/8 -14	4.24
	w/o Port	4439EZ	#12	#10	1 1/16 -14	4.76
	w/o Port	4413EZ	#12	#12	1 1/16 -14	4.74
FEMALE O'RING 90° ELBOW w/Service Port						
	w/1/4" R12 Port (7/16-20) Thread	4331EZ	#10	#10	7/8 -14	3.68
	w/1/4" R12 Port (7/16-20) Thread	4301EZ	#12	#12	1 1/16 -14	4.43
	w/16mm R134a Port (High Side)	4510EZ	#6	#6	5/8 -18	4.35
	w/16mm R134a Port (High Side)	4511EZ	#8	#8	3/4 -16	4.61
	w/16mm R134a Port (High Side)	4550EZ	#8	#10	3/4 -16	4.53
	w/13mm R134a Port (Low Side)	4512EZ	#10	#10	7/8 -14	4.88
	w/13mm R134a Port (Low Side)	4513EZ	#10	#12	7/8 -14	4.83
	w/13mm R134a Port (Low Side)	4543EZ	#12	#12	1 1/16 -14	5.10
FEMALE FLANGE 90° ELBOW - Female Swivel						
	Female Swivel	4371EZ	#6	#6	1 1/16 -16	2.50
	Female Swivel	4372EZ	#8	#8	13/16 -16	2.74
	Female Swivel	4373EZ	#10	#10	Roto	3.09
	Female Swivel	4374EZ	#10	#12	Roto	3.11
	Female Swivel	4375EZ	#12	#12	1 3/16 -16	3.36
	FEMALE O'RING 90° ELBOW - Metric Thread					
	Metric Thread (long pilot)	4376EZ	#8	#8	M20 x 1.5	3.77
	Metric Thread (long pilot)	4377EZ	#12	#12	M27 x 2	4.74
FEMALE O'RING 90° ELBOW - Metric Thread						
	Metric Thread w/16mm R134a Port	4544EZ	#8	#8	M20 x 1.5	4.52

AEROQUIP E-Z CLIP — FITTINGS

NOTE: Fittings are supplied with E-Z Clips and Attachment Cage.

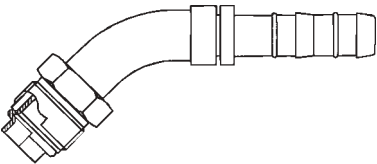
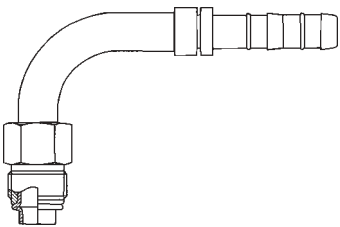
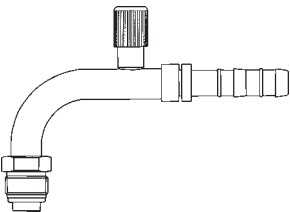
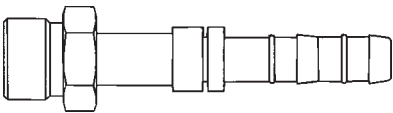
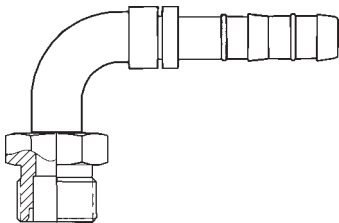
E-Z Clip Fittings work exclusively with Aeroquip GH134 Series Refrigerant Hose Only (continued)

ILLUSTRATION	DESCRIPTION	PART #	FITTING END	HOSE END	THREAD SIZE	OAL
TUBE-O FEMALE STRAIGHT						
	w/o Port	4378EZ	#10	#10	1-14	2.98
TUBE-O FEMALE 90° ELBOW						
	w/o Port	4379EZ	#10	#10	1-14	2.98
ROTOLOCK FEMALE 90° ELBOW - w/R12 Port						
	w/1/4" R12 Port (7/16-20) Thread	4546EZ	#10	#10		4.43
MALE O'RING STRAIGHT						
	w/o Port	4389EZ	#6	#6	5/8 -18	3.32
	w/o Port	4380EZ	#6	#8	5/8 -18	3.33
	w/o Port	4390EZ	#8	#8	3/4 -18	3.78
	w/o Port	4391EZ	#10	#10	7/8 -18	4.22
	w/o Port	4381EZ	#10	#12	7/8 -18	4.24
	w/o Port	4392EZ	#12	#12	1 1/16 -16	4.74
MALE O'RING STRAIGHT - w/R134a Port						
	w/16mm R134a Port (High Side)	4533EZ	#6	#6	5/8 -18	4.18
	w/16mm R134a Port (High Side)	4534EZ	#8	#8	3/4 -18	4.58
	w/16mm R134a Port (High Side)	4535EZ	#10	#10	7/8 -18	4.34
	w/13mm R134a Port (Low Side)	4536EZ	#10	#10	7/8 -18	4.43
	w/13mm R134a Port (Low Side)	4537EZ	#10	#12	7/8 -18	4.46

FITTINGS — AEROQUIP E-Z CLIP

NOTE: Fittings are supplied with E-Z Clips and Attachment Cage.

E-Z Clip Fittings work exclusively with Aeroquip GH134 Series Refrigerant Hose Only (continued)

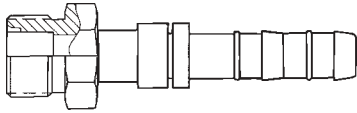
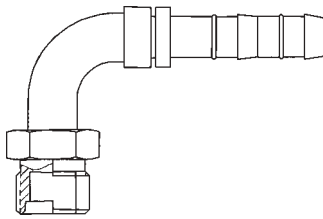

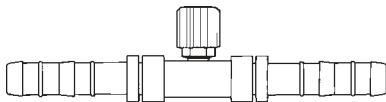
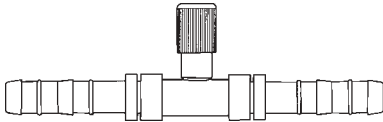
ILLUSTRATION	DESCRIPTION	PART #	FITTING END	HOSE END	THREAD SIZE	OAL
MALE O’RING 45° ELBOW						
	w/o Port	4393EZ	#6	#6	5/8 -18	3.99
	w/o Port	4394EZ	#8	#8	3/4 -18	4.59
	w/o Port	4395EZ	#10	#10	7/8 -18	4.65
MALE O’RING 90° ELBOW						
	w/o Port	4398EZ	#6	#6	5/8 -18	3.33
	w/o Port	4415EZ	#6	#8	5/8 -18	3.34
	w/o Port	4399EZ	#8	#8	3/4 -18	3.77
	w/o Port	4423EZ	#8	#10	3/4 -18	3.78
	w/o Port	4400EZ	#10	#10	7/8 -18	4.22
	w/o Port	4401EZ	#10	#12	7/8 -18	4.24
	w/o Port	4416EZ	#12	#12	1 1/16 -16	4.22
MALE O’RING 90° ELBOW - w/R134a Port						
	w/16mm R134a Port (High Side)	4538EZ	#6	#6	5/8 -18	4.34
	w/16mm R134a Port (High Side)	4539EZ	#8	#8	3/4 -18	4.61
	w/16mm R134a Port (High Side)	4540EZ	#10	#10	7/8 -18	4.81
	w/13mm R134a Port (Low Side)	4541EZ	#10	#10	7/8 -18	4.81
	w/13mm R134a Port (Low Side)	4542EZ	#10	#12	7/8 -18	4.81
MALE O’RING STRAIGHT - Metric Thread						
	Metric Thread	4424EZ	#8	#10	M20 x 1.5	3.62
MALE O’RING 90° ELBOW - Metric Thread						
	Metric Thread (rigid)	4426EZ	#8	#10	M20 x 1.5	2.75

FITTINGS

AEROQUIP E-Z CLIP — FITTINGS

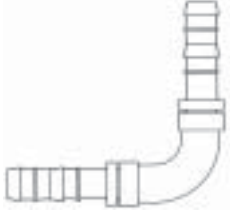
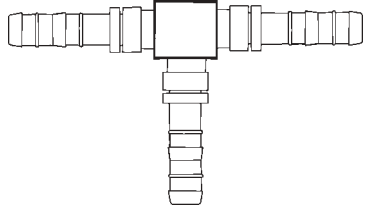
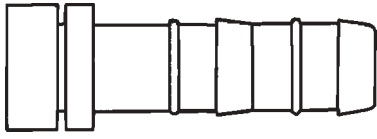
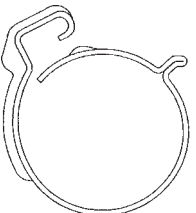



NOTE: Fittings are supplied with E-Z Clips and Attachment Cage.

E-Z Clip Fittings work exclusively with Aeroquip GH134 Series Refrigerant Hose Only (continued)

ILLUSTRATION	DESCRIPTION	PART #	FITTING END	HOSE END	THREAD SIZE	OAL
MALE INSERT O'RING STRAIGHT (includes Bulkhead)						
	w/o Port	4473EZ	#12	#12	1 1/16 -14	4.29
	BULKHEAD	4447EZ	#6	#6	5/8 -18	—
	BULKHEAD	4448EZ	#8	#8	3/4 -16	—
	BULKHEAD	4449EZ	#10	#10	7/8 -14	—
MALE INSERT O'RING 90° ELBOW (includes Bulkhead)						
	w/o Port	4474EZ	#6	#6	5/8 -18	2.50
	w/o Port	4475EZ	#8	#8	3/4 -16	2.74
	w/o Port	4476EZ	#10	#10	7/8 -14	3.09
	BULKHEAD	4444EZ	#6	#6	5/8 -18	—
	BULKHEAD	4445EZ	#8	#8	3/4 -16	—
	BULKHEAD	4446EZ	#10	#10	7/8 -14	—
	BULKHEAD	4443EZ	#10	#12	7/8 -14	—
BULKHEAD	4442EZ	#12	#12	1 1/16 -14	—	
SPLICERS STRAIGHT						
	Splicer	4478EZ	#6	#6	—	4.63
	Splicer	4479EZ	#8	#8	—	4.76
	Splicer	4480EZ	#10	#10	—	5.68
	Splicer	4481EZ	#12	#12	—	4.72
SPLICER STRAIGHT - w/R12 Port						
	Splicer w/R12 Port	4494EZ	#6	#6	—	5.41
	Splicer w/R12 Port	4495EZ	#8	#8	—	5.61
	Splicer w/R12 Port	4496EZ	#10	#10	—	5.54
	Splicer w/R12 Port	4497EZ	#12	#12	—	5.60
SPLICERS STRAIGHT - w/R134a Port						
	w/16mm R134a Port (High Side)	4578EZ	#6	#6	—	5.41
	w/16mm R134a Port (High Side)	4579EZ	#8	#8	—	5.61
	w/16mm R134a Port (High Side)	4582EZ	#10	#10	—	5.62
	w/13mm R134a Port (Low Side)	4580EZ	#10	#10	—	5.54
	w/13mm R134a Port (Low Side)	4581EZ	#12	#12	—	5.60

FITTINGS — AEROQUIP E-Z CLIP

NOTE: Fittings are supplied with E-Z Clips and Attachment Cage.
 E-Z Clip Fittings work exclusively with Aeroquip GH134 Series Refrigerant Hose Only (continued)





ILLUSTRATION	DESCRIPTION	PART #	FITTING END	HOSE END	THREAD SIZE	OAL
SPLICERS 90° ELBOW						
	90° Splicer	4466EZ	#6	#6	—	2.71
	90° Splicer	4467EZ	#8	#8	—	2.98
	90° Splicer	4468EZ	#10	#10	—	3.08
	90° Splicer	4469EZ	#12	#12	—	3.68
SPLICERS TEE SPLICER - 3 Way						
	3 Way - #8 x #8 x #8	4486EZ	—	—	—	
	3 Way - #10 x #10 x #10	4487EZ	—	—	—	
	3 Way - #12 x #12 x #12	4489EZ	—	—	—	
E-Z LIFESAVERS						
	6-6 (o'rings not incl.)	4670EZ	#6	#6	—	2.01
	6-8 (o'rings not incl.)	4671EZ	#6	#8	—	2.02
	8-8 (o'rings not incl.)	4672EZ	#8	#8	—	2.02
	8-10 (o'rings not incl.)	4673EZ	#8	#10	—	2.03
	10-10 (o'rings not incl.)	4674EZ	#10	#10	—	2.03
	10-12 (o'rings not incl.)	4675EZ	#10	#12	—	2.06
12-12 (o'rings not incl.)	4676EZ	#12	#12	—	2.11	
E-Z CONNECTION CLIPS / CLIP and CAGE KIT						
	E-Z CONNECTION CLIP #06	4120EZ	#6	#6		
	E-Z CONNECTION CLIP #08	4121EZ	#8	#8		
	E-Z CONNECTION CLIP #10	4122EZ	#10	#10		
	E-Z CONNECTION CLIP #12	4123EZ	#12	#12		
			<u>Clip ea.</u>			
						
E-Z FITTING CAGES FITTING TO HOSE ATTACHMENT						
	E-Z ATTACHMENT CAGE FOR #06	4124EZ	#6	#6		
	E-Z ATTACHMENT CAGE FOR #08	4125EZ	#8	#8		
	E-Z ATTACHMENT CAGE FOR #10	4126EZ	#10	#10		
	E-Z ATTACHMENT CAGE FOR #12	4127EZ	#12	#12		
			<u>Cage ea.</u>			
						
CLIP AND CAGE KIT 1 Cage and 2 Clips 4128EZ #6 4129Z #8 4130EZ #10 4131EZ #12						

FITTINGS

AEROQUIP E-Z CLIP — FITTINGS

NOTE: Fittings are supplied with E-Z Clips and Attachment Cage.

E-Z Clip Fittings work exclusively with Aeroquip GH134 Series Refrigerant Hose Only (continued)

ILLUSTRATION	DESCRIPTION	PART #	FITTING END	HOSE END	THREAD SIZE	OAL
E-Z CLIP TOOLS — PLIERS / HOSE CUTTER						
	FOR EASY ASSEMBLY - USE TO CLOSE ALL SIZES OF E-Z FITTING CLIPS	8760EZ				
	HOSE CUTTER REPLACEMENT BLADE	8730 8731				
E-Z CLIP SYSTEM ASSORTMENT CASE						
	CONTAINS: (20) CLIPS 4120EZ (20) CLIPS 4121EZ (20) CLIPS 4122EZ (20) CLIPS 4123EZ (10) CAGES 4124EZ (10) CAGES 4125EZ (10) CAGES 4126EZ (10) CAGES 4127EZ (1) CONN. TOOL 8760EZ (1) HOSE CUTTER - 8730 (1) REPL. BLADE - 8731	8420EZ				
AEROQUIP GH134 SERIES REFRIGERANT HOSE						
	#06 AeroQuip Hose #08 AeroQuip Hose #10 AeroQuip Hose #12 AeroQuip Hose	PART# HOSE 8576 50ft. 8578 50ft. 8570 50ft. 8572 50ft.	FITTING END #6 #8 #10 #12	PART# REEL 8676 560ft. 8678 575ft. 8670 550ft. 8672 367ft.		