

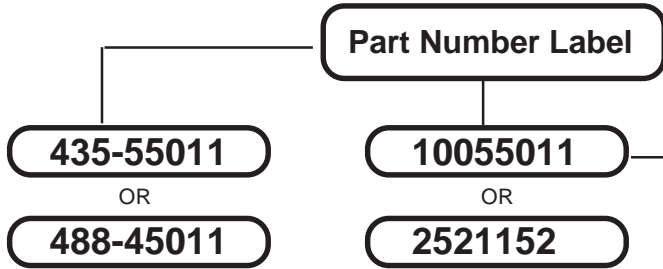
# COMPRESSORS — SELTEC

## Identification Tag (identifies specifications only)

**Refrigerant Type:** HFC-134a  
**Lubricant Type:** LUB. TAMA 150 cm<sup>3</sup>  
**Type and Model:** MODEL TM-15HS  
**Seltec Body Number:** BODY No. 500630-7366  
**Serial Number:** SERI. No. 583D 615949  
**Lubricant Amount - 150 cm<sup>3</sup>**  
**Month Produced:** 1-6 January thru June  
 7-12 July thru December  
**Designates Year of Manufacture:** 5 Represents 2005  
**Decade Code:** 8 Represents first half of 2000's

Seltec compressors are assembled units which use only a few basic body styles. During the manufacturing process, the clutch and manifold (if required) is attached to the compressor body, and an identification label is then added. This label identifies the compressor assembly. It is important to understand that all other label numbers on the compressor are not relevant to the final assembled product.

## Part Number Label (identifies mfg. part number)



NOTE: The I.D. tag located on rear head, is not the mfg. part number.

There are four (4) types of numbers that can be found on the label. One of these is required to identify the compressor assembly.  
 488-xxxxx (older models) example: 488-45011  
 435-xxxxx (newer models) example: 435-55011  
 100-xxxxx (newer models-Valeo brand) example: 10055011  
 252xxxx (ICE brand) example: 2521141  
 See page 249 for compressor model Interchange Chart.

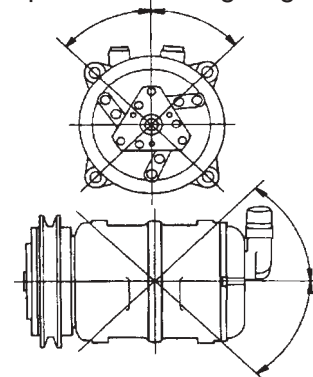
## BASIC Seltec/TAMA COMPRESSOR SPECIFICATIONS

See page 221 for Compressor Oil Type Chart

Model	Refrigerant	Displacement cu. in. (c.c.)	Oil Type	Oil Charge <sup>2</sup> Amt (Fl. Oz.)	Rotation
TM8HD	R134a	5.2 (82)	ZXL100	5.0 (150 cc)	CW or CCW
TM15HD	R12/R134a	9.0 (147)	note <sup>1</sup>	5.0 (147cc)	CW or CCW
TM16HD <sup>3</sup>	R134a	9.7 (163)	ZXL100	5.5 (163 cc)	CW or CCW
TM21HX	R134a	13.1 (215)	ZXL100	6.9 (150 cc)	CW or CCW
TM31HD <sup>4</sup>	R134a	15.6 (255)	ZXL100	8.7 (255 cc)	CW

To convert c.c. to ounces multiply c.c. by 0.03385

## Acceptable Mounting Angles



### NOTES:

- 1) If retrofitting system to R134a, follow Seltec's Retrofit Procedures for changing oil types. For R12 systems, Seltec recommends the use of Freol DS-83P. Seltec R12 compressors are factory equipped with mineral oil. R134a compressors are factory equipped with PAG oil (8207).
- 2) Amounts shown are standard factory recommendations only. For systems with unusually long hose lengths, or with more than 56 oz. of refrigerant charge, consult manual. Also, whenever a component in the system has been flushed or replaced, or a leak is suspected, the oil level in the compressor should be checked.
- 3) TM16 HD compressors can handle up to approximately 40,000 BTU evaporator output.
- 4) TM31 is designed for bus and transit applications.

## Selecting The Correct Seltec Compressor

There are different ways to choose the correct Select replacement compressor.

**Application** - refer to the application section looking up application by Make, Year and Model and select the compressor needed. If it is not listed in the application section then follow the guidelines below.

### Part Number Description:













1. Locate the Part Number Tag on the compressor body. The tag lists an eight digit number.  
The first three digits begin with 435- or 488-, the next five digits is the Seltec "Part Number" needed.
2. Refer to the chart on page 249. The chart is listed in ascending order by the Seltec part numbers along with our corresponding number and the compressors characteristics or specifications.
3. Verify the compressor using the visual photo section. Part numbers are listed in ascending order.

A universal style Seltec compressor is available which can be used to replace most R12 and R134a Seltec & Sanden type models. They are available in 5 different clutch styles, in both 12 and 24 volt (see page 253).



*O-ring between manifold and compressor: part# 0117.*

## Rear Head Identification (See following page for manifold part numbers.)

<p><b>Type A</b></p>  <p>Cast Vertical O-ring R12 Charging Ports</p>	<p><b>Type B</b></p>  <p>Aluminum Vertical O-ring non-manifold type</p>	<p><b>Type C</b></p>  <p>Cast Horizontal O-ring</p>	<p><b>Type D</b></p>  <p>Cast Vertical O-ring</p>
<p><b>Type E</b></p>  <p>Cast Vertical Tube-O o-ring</p>	<p><b>Type F</b></p>  <p>Cast Horizontal Tube-O o-ring</p>	<p><b>Type G</b></p>  <p>Universal Rear uses manifold</p>	<p><b>Type I</b></p>  <p>Inverted Vertical 3/4" x 7/8"</p>
<p><b>Type J</b></p>  <p>Cast Vertical Female O-ring</p>	<p><b>Type K</b></p>  <p>Kenworth and Peterbilt (manifold not available)</p>	<p><b>Type L</b></p>  <p>Volvo (manifold not available)</p>	<p><b>Type M</b></p>  <p>Navistar (manifold not available)</p>

# COMPRESSORS — SELTEC

## Bolt-On Manifolds Identification

<p style="text-align: center;"><b>Style A</b></p>  <p><b>5590</b> Vertical O-ring w/R12 Charging Ports Single Bolt Application</p>	<p style="text-align: center;"><b>Style C</b></p>  <p><b>5591</b> Horizontal O-ring Single Bolt Application</p>	<p style="text-align: center;"><b>Style D</b></p>  <p><b>5592</b> Vertical O-ring w/o Charging Ports Single Bolt Application</p>	<p style="text-align: center;"><b>Style E</b></p>  <p><b>5593</b> Vertical Tube O-ring w/o Charging Ports Single Bolt Application</p>
<p style="text-align: center;"><b>Style F</b></p>  <p><b>5594</b> Horizontal Tube O-ring w/o Charging Ports Single Bolt Application</p>	<p style="text-align: center;"><b>Style H</b></p>  <p><b>5595</b> Vertical Flare w/o Charging Ports Single Bolt Application</p>	<p style="text-align: center;"><b>Style I</b></p>  <p><b>5597</b> Inverted vertical w/o Charging Ports Single Bolt Application (Bus)</p>	<p style="text-align: center;"><b>Style J</b></p>  <p><b>5596</b> Vertical Female O-ring w/o Charging Ports Single Bolt Application</p>



O-ring between manifold and compressor: part #0117.

Manifold bolt: use torque wrench 17 - 24 ft. lbs.

### VALEO/ZEXEL/SELTEC R134a PAG OIL



**8250A** .... 354cc  
Used when servicing Valeo/Zexel/  
Seltec Compressors in systems that are  
charged with R134a.

For use with TM 08, 15, 16, 17, 21, 26 and 31 Compressors.



### R134a RETRO KIT

Professional Retro Kits include application specific o-rings, seals, gaskets and lubricant necessary to convert most pickups, vans, and light-medium-heavy duty trucks from R12 to R134a refrigerant. All kits also include OEM approved service ports, SAE retrofit label and retrofitting instructions.

WHILE SUPPLY LASTS  
Limited Availability

**8102** (P.O.E. Oil)

# SELTEC (Includes ICE) — COMPRESSORS

Listed in ascended order by ICE Number / Selttec Number

ICE NUMBER	PART# COMPR	PART# CLTCH	PART# CYL HD	COMPR		FITTING			MOUNT	PULLEY		COIL	
				MODEL	REFR	HEAD	POS	SIZE		DIA mm	GRV	VOLT	LEAD WIRE
2521209	<b>5896</b>	<b>5078</b>	—	ICE TM31	R134a	—	HORIZ	1 1/16" x 7/8"	DIR	152	2	12V	1 WIRE
2521210	<b>5897</b>	—	—	ICE TM31	R134a	—	HORIZ	1 1/16" x 7/8"	DIR	152	2	24V	1 WIRE
2521211	<b>5898</b>	—	—	ICE TM31	R134a	—	HORIZ	1 1/16" x 7/8"	DIR	152	2	12V	1 WIRE
2521213	<b>5899</b>	—	—	ICE TM31	R134a	—	HORIZ	1 1/16" x 7/8"	DIR	152	2	24V	1 WIRE
2521212	<b>5900</b>	<b>5079</b>	—	ICE TM31	R134a	—	HORIZ	1 1/16" x 7/8"	DIR	152	8	12V	1 WIRE
2521214	<b>5901</b>	—	—	ICE TM31	R134a	—	HORIZ	1 1/16" x 7/8"	DIR	152	8	24V	1 WIRE
2521475	<b>5871</b>	—	—	ICE TM16	R134a	WV (L)	HORIZ	Volvo	EAR	125	2	12V	2 Metripak
2521493	<b>5872</b>	—	—	ICE TM16	R134a	WV (L)	HORIZ	Volvo	EAR	122	PV8	12V	2 Metripak
2521495	<b>5873</b>	—	—	ICE TM16	R134a	GQ (K)	VERT	Paccar	EAR	125	2	12V	2 Metripak
2521496	<b>5874</b>	—	—	ICE TM16	R134a	GQ (K)	VERT	Paccar	EAR	122	PV8	12V	2 Metripak

See Interchange in back of catalog for more ICE Compressor numbers.

SELTEC NUMBER	PART# COMPR	PART# CLTCH	PART# CYL HD	COMPR		FITTING			MOUNT	PULLEY		COIL	
				MODEL	REFR	HEAD	POS	SIZE		DIA mm	GRV	VOLT	LEAD WIRE
488-25002	<b>5794A</b>	—	—	TM-15HD	R12	ALUM.	VERT	3/4x7/8	EAR	132	2	24V	—
488-25003	<b>5794A</b>	<b>5055</b>	—	TM-15HD	R12	C.I.	VERT	FLARE	EAR	132	2	12V	BULLET
488-25004	<b>5824</b>	<b>5055</b>	<b>5590</b>	TM-15HD	R12	ALUM.	VERT	FLARE	EAR	132	2	12V	BULLET
488-25006	<b>5878</b>	—	—	TM-15HD	R12	ALUM.	VERT	3/4x7/8	EAR	132	2	12V	DIODE
488-25008	<b>5882</b>	<b>5051</b>	<b>5590</b>	TM-15HD	R12	ALUM.	VERT	3/4x7/8	EAR	122	PV8	12V	BULLET-1
488-25010	<b>5882</b>	<b>5051</b>	<b>5590</b>	TM-15HD	R12	ALUM.	VERT	3/4x7/8	EAR	122	PV8	12V	BULLET-1
488-25011	<b>5811</b>	<b>5055</b>	<b>5590</b>	TM-15HD	R12	C.I.	VERT	3/4x7/8	EAR	132	2	12V	BULLET
488-25018	<b>5865A</b>	<b>5050</b>	—	TM-15HD	R12	C.I.	VERT	3/4x7/8	EAR	125	2	12V	BULLET
488-25021	<b>5822</b>	<b>5055</b>	<b>5606</b>	TM-15HD	R12	ALUM.	VERT	3/4x7/8	EAR	132	2	12V	BULLET
488-25024	<b>5853</b>	—	—	TM-15HD	R12	C.I.	VERT	3/4x7/8	EAR	122	PV7	12V	BULLET
488-25030	<b>5860</b>	<b>5055</b>	<b>5591</b>	TM-15HD	R12	C.I.	HORIZ	3/4x7/8	EAR	132	2	12V	BULLET
488-25032	<b>5825</b>	—	<b>5590</b>	TM-15HD	R12	C.I.	VERT	3/4x7/8	EAR	122	PV6	24V	BULLET
488-25033	<b>5863</b>	—	—	TM-15HD	R12	ALUM.	VERT	3/4x7/8	EAR	125	1 OH	12V	—
488-25035	<b>5823</b>	<b>5054</b>	—	TM-15HD	R12	ALUM.	VERT	3/4x7/8	EAR	158	1 VG	12V	BULLET
488-25043	<b>5865</b>	<b>5050</b>	—	TM-15HD	R12	ALUM.	VERT	3/4x7/8	EAR	125	2	12V	BULLET
488-25051	<b>5851</b>	—	—	TM-15HD	R12	ALUM.	VERT	3/4x7/8	EAR	122	PV7	12V	BULLET
488-25052	<b>5854</b>	—	—	TM-15HD	R12	C.I.	HORIZ	3/4x7/8	EAR	122	PV7	12V	BULLET
488-25057	<b>5824</b>	—	<b>5590</b>	TM-15HD	R12	ALUM.	VERT	3/4x7/8	EAR	158	1 VG	24V	BULLET
488-25063	<b>5863</b>	<b>5056</b>	<b>5590</b>	TM-15HD	R12	C.I.	VERT	3/4x7/8	EAR	125	1	12V	BULLET
488-25065	<b>5823</b>	<b>5054</b>	<b>5590</b>	TM-15HD	R12	C.I.	VERT	3/4x7/8	EAR	158	1 VG	12V	BULLET
488-25069	<b>5878</b>	<b>5055</b>	—	TM-15HD	R12	C.I.	VERT	3/4x7/8	EAR	132	2	12V	BULLET
488-25071	<b>5878</b>	—	—	TM-15HD	R12	C.I.	VERT	3/4x7/8	EAR	132	2	12V	BULLET
488-25077	<b>5878</b>	<b>5055</b>	<b>5590</b>	TM-15HD	R12	C.I.	VERT	3/4x7/8	EAR	132	2	12V	—
488-25078	<b>5878</b>	<b>5055</b>	<b>5590</b>	TM-15HD	R12	C.I.	VERT	3/4x7/8	EAR	132	2	12V	BULLET
488-25080	<b>5822</b>	—	—	TM-15HD	R12	ALUM.	VERT	3/4x7/8	—	—	—	—	—
488-25084	<b>5823</b>	—	—	TM-15	R12	C.I.	HORIZ	3/4x7/8	EAR	132	1	12V	BULLET
488-25086	<b>5822</b>	<b>5053</b>	—	TM-15	R12	C.I.	VERT	3/4x7/8	EAR	119	PV6	12V	BULLET
488-25088	<b>5853</b>	—	—	TM-15HD	R12	C.I.	VERT	3/4x7/8	EAR	119	PV6	12V	—
488-25118	<b>5882</b>	<b>5051</b>	—	TM-15HD	R12	ALUM.	VERT	3/4x7/8	EAR	122	PV8	12V	—
488-25120	<b>5882</b>	<b>5051</b>	<b>5590</b>	TM-15HD	R12	C.I.	VERT	3/4x7/8	EAR	122	PV8	12V	BULLET
488-25121	<b>5882</b>	<b>5051</b>	—	TM-15HD	R12	ALUM.	VERT	3/4x7/8	EAR	122	PV8	12V	BULLET
488-25154	<b>5882</b>	—	—	TM-15HD	—	—	—	—	—	—	—	—	—
488-25226	<b>5865</b>	<b>5054</b>	—	TM-15HD	R12	C.I.	HORIZ	PAD	EAR	158	1 VG	12V	BULLET
488-43011	<b>5711</b>	<b>5055</b>	<b>5590</b>	TM-15HD	R134a	C.I.	VERT	3/4x7/8	EAR	132	2	12V	—
488-43019	<b>5755</b>	<b>5053</b>	<b>5590</b>	TM-15HD	R134a	ALUM.	VERT	3/4x7/8	EAR	122	PV6	12V	BULLET
488-43021	<b>5722</b>	<b>5055</b>	<b>5606</b>	TM-15HD	R134a	ALUM.	VERT	3/4x7/8	EAR	132	2	12V	BULLET
488-43024	<b>5779E</b>	—	—	TM-15HD	R134a	C.I.	VERT	1"-14	EAR	122	PV7	12V	BULLET

NOTE: (—) DESIGNATES CALL FOR AVAILABILITY

(continued)

# COMPRESSORS — SELTEC

NUMBER	COMPR	CLTCH	CYL HD	MODEL	REFR	HEAD	POS	SIZE	MOUNT	DIA mm	GRV	VOLT	LEAD WIRE
488-43030	5760	5055	5591	TM-15HD	R134a	C.I.	HORIZ	3/4x7/8	EAR	132	2	12V	BULLE
488-43051	5784	—	—	TM-15HD	R134a	ALUM.	VERT	3/4x7/8	EAR	122	PV7	12V	BULLE
488-43052	5783	—	—	TM-15HD	R134a	C.I.	HORIZ	3/4x7/8	EAR	122	PV7	12V	BULLE
488-43057	5724	5054	5590	TM-15HD	R134a	ALUM.	VERT	3/4x7/8	EAR	158	1 VG	24V	BULLE
488-43061	5734	—	—	TM-15HD	R134a	C.I.	VERT	3/4x7/8	EAR	158	1 VG	24V	BULLE
488-43063	5763	5056	5590	TM-15HD	R134a	C.I.	VERT	3/4x7/8	EAR	125	1	12V	BULLE
488-43065	5723	5054	5590	TM-15HD	R134a	C.I.	VERT	3/4x7/8	EAR	158	1 VG	12V	BULLE
488-43068	5755	5053	5591	TM-15HD	R134a	C.I.	HORIZ	3/4x7/8	EAR	122	PV6	12V	BULLE
488-43069	5778	5055	—	TM-15HD	R134a	C.I.	VERT	3/4x7/8	EAR	132	2	12V	BULLE
488-43073	5750	—	—	TM-15HD	R134a	C.I.	VERT	3/4x7/8	EAR	158	PV6	12V	BULLE
488-43078	5778	5055	—	TM-15HD	R12	—	VERT	3/4x7/8	EAR	132	2	12V	BULLE
488-43094	5728	5054	5593	TM-15HD	R134a	C.I.	VERT	1"-14	EAR	158	1 VG	12V	BULLE
488-43095	5729	—	—	TM-15HD	R134a	C.I.	HORIZ	1"-14	EAR	122	PV7	12V	BULLE
488-45011	5711	5055	5592	TM-15HD	R134a	C.I.	VERT	3/4x7/8	EAR	132	2	12V	BULLE
488-45015	5756	5077	5592	TM-15HD	R134a	C.I.	VERT	3/4x7/8	EAR	132	2	24V	BULLE
488-45016	5756	5077	—	TM-15HD	R134a	C.I.	VERT	3/4x7/8	EAR	132	2	24V	BULLE
488-45017	5781C	5077	—	TM-15HD	R134a	C.I.	HORIZ	3/4x7/8	EAR	132	2	24V	BULLE
488-45018	5711	5050	—	TM-15HD	R134a	C.I.	VERT	3/4x7/8	EAR	125	2	12V	BULLE
488-45019	5757	5053	5592	TM-15HD	R134a	ALUM.	VERT	3/4x7/8	EAR	122	PV6	12V	BULLE
488-45021	5722	5055	5606	TM-15HD	R134a	ALUM.	VERT	3/4x7/8	EAR	132	2	12V	BULLE
488-45023	5733	5055	5594	TM-15HD	R134a	C.I.	VERT	1"-14	EAR	132	2	12V	BULLE
488-45024	5779E	5052	—	TM-15HD	R134a	C.I.	VERT	1"-14	EAR	122	PV7	12V	BULLE
488-45026	5801E	5053	5593	TM-15HD	R134a	C.I.	VERT	1"-14	EAR	122	PV6	12V	BULLE
488-45030	5760	5055	5591	TM-15HD	R134a	C.I.	HORIZ	3/4x7/8	EAR	132	2	12V	BULLE
488-45033	5763	5056	—	TM-15HD	R134a	ALUM.	VERT	3/4x7/8	EAR	125	1	12V	BULLE
488-45035	5723	5054	—	TM-15HD	R134a	ALUM.	VERT	3/4x7/8	EAR	158	1 VG	12V	BULLE
488-45036	5751C	5050	—	TM-15HD	R134a	C.I.	HORIZ	3/4x7/8	EAR	125	2	12V	BULLE
488-45043	5732	—	—	TM-15HD	R134a	ALUM.	VERT	3/4x7/8	EAR	125	2	12V	BULLE
488-45051	5784	5052	—	TM-15HD	R134a	ALUM.	VERT	3/4x7/8	EAR	122	PV7	12V	BULLE
488-45052	5783	5052	—	TM-15HD	R134a	C.I.	HORIZ	3/4x7/8	EAR	122	PV7	12V	BULLE
488-45056	5756	5077	—	TM-15HD	R134a	ALUM.	VERT	3/4x7/8	EAR	132	2	24V	BULLE
488-45057	5724	—	5606	TM-15HD	R134a	ALUM.	VERT	3/4x7/8	EAR	158	1 VG	24V	BULLE
488-45061	5734	—	5592	TM-15HD	R134a	C.I.	VERT	3/4x7/8	EAR	158	1 VG	24V	BULLE
488-45063	5763	5056	5592	TM-15HD	R134a	C.I.	VERT	3/4x7/8	EAR	125	1	12V	BULLE
488-45065	5723	5054	5592	TM-15HD	R134a	C.I.	VERT	3/4x7/8	EAR	158	1 VG	12V	BULLE
488-45068	5755	5053	—	TM-15HD	R134a	C.I.	HORIZ	3/4x7/8	EAR	122	PV6	12V	BULLE
488-45069	5778	5055	5592	TM-15HD	R134a	C.I.	VERT	3/4x7/8	EAR	132	2	12V	BULLE
488-45073	5754C	5050	5591	TM-15HD	R134a	C.I.	HORIZ	3/4x7/8	EAR	158	1 VG	24V	BULLE
488-45075	5789	5050	5594	TM-15HD	R134a	C.I.	HORIZ	1"-14	EAR	125	2	12V	BULLE
488-45077	5778	5055	—	TM-15HD	R134a	C.I.	VERT	3/4x7/8	EAR	132	2	12V	BULLE
488-45081	5765	5054	5591	TM-15HD	R134a	C.I.	HORIZ	3/4x7/8	DIR	158	1 VG	24V	BULLE
488-45082	5766	—	—	TM-15HD	R134a	C.I.	VERT	3/4x7/8	DIR	122	PV8	24V	BULLE
488-45084	5767	—	—	TM-15HD	R134a	C.I.	HORIZ	3/4x7/8	DIR	122	PV8	12V	BULLE
488-45088	5768	5053	5592	TM-15HD	R134a	C.I.	VERT	3/4x7/8	DIR	122	PV6	12V	BULLE
488-45090	5777	5055	5592	TM-15HD	R134a	C.I.	VERT	3/4x7/8	DIR	132	2	24V	BULLE
488-45092	5769	5055	5592	TM-15HD	R134a	C.I.	VERT	3/4x7/8	DIR	132	2	12V	BULLE
488-45094	5728	5054	5593	TM-15HD	R134a	C.I.	VERT	1"-14	EAR	158	1 VG	12V	BULLE
488-45095	5729	5052	—	TM-15HD	R134a	C.I.	HORIZ	1"-14	EAR	122	PV7	12V	BULLE
488-45118	5779D	—	—	TM-15HD	R134a	ALUM.	VERT	3/4x7/8	EAR	122	PV8	12V	BULLE
488-45120	5783	5051	—	TM-15HD	R134a	C.I.	VERT	3/4x7/8	EAR	122	PV8	12V	BULLE
488-45121	5779D	5051	5606	TM-15HD	R134a	ALUM.	VERT	3/4x7/8	EAR	122	PV8	12V	BULLE
488-45122	5783	5051	5591	TM-15HD	R134a	C.I.	HORIZ	3/4x7/8	EAR	122	PV8	12V	BULLE

NOTE: (—) DESIGNATES CALL FOR AVAILABILITY

(continued)

# SELTEC — COMPRESSORS

Listed in ascended order by Seltec Number (continued)

SELTEC NUMBER	PART# COMPR	PART# CLTCH	PART# CYL HD	COMPR		FITTING HEAD	FITTING POS	FITTING SIZE	MOUNT	PULLEY		COIL	
				MODEL	REFR					DIA mm	GRV	VOLT	LEAD WIRE
488-45123	5759C	—	—	TM-15HD	R134a	C.I.	HORIZ	3/4x7/8	EAR	122	PV8	24V	BULLE
488-45124	5779E	—	—	TM-15HD	R134a	C.I.	VERT	1"-14	EAR	122	PV8	12V	BULLE
488-45125	5759D	—	—	TM-15HD	R134a	C.I.	VERT	3/4x7/8	EAR	122	PV8	12V	BULLE
488-45126	5779F	5051	—	TM-15HD	R134a	C.I.	HORIZ	1"-14	EAR	122	PV8	12V	BULLE
488-45128	5783	—	—	TM-15HD	R134a	C.I.	HORIZ	3/4x7/8	EAR	122	PV8	12V	WTHRPK
488-45131	5759D	—	—	TM-15HD	R134a	ALUM.	VERT	3/4x7/8	EAR	122	PV8	24V	BULLE
488-45141	5779D	—	—	TM-15HD	R134a	ALUM.	VERT	3/4x7/8	EAR	122	PV8	12V	BULLE
488-45210	5780	5055	—	TM-15HD	R134a	C.I.	HORIZ	PAD	EAR	132	2	12V	BULLE
488-45212	5781	5077	—	TM-15HD	R134a	C.I.	HORIZ	PAD	EAR	132	2	24V	BULLE
488-45218	5782	5053	—	TM-15HD	R134a	C.I.	HORIZ	PAD	EAR	122	PV6	12V	BULLE
488-45222	5751	5050	—	TM-15HD	R134a	C.I.	HORIZ	PAD	EAR	125	2	12V	BULLE
488-45226	5753	5054	—	TM-15HD	R134a	C.I.	HORIZ	PAD	EAR	158	1 VG	12V	BULLE
488-45228	5754	—	—	TM-15HD	R134a	C.I.	HORIZ	PAD	EAR	158	1 VG	24V	BULLE
488-45234	5779	5051	—	TM-15HD	R134a	C.I.	HORIZ	PAD	EAR	122	PV8	12V	BULLE
488-45236	5759	—	—	TM-15HD	R134a	C.I.	HORIZ	PAD	EAR	122	PV8	24V	BULLE
488-45238	5782	—	—	TM-15HD	R134a	C.I.	HORIZ	PAD	EAR	122	PV6	12V	BULLE
488-45319	5757	—	—	TM-15HD	R134a	C.I.	VERT	3/4x7/8	EAR	122	PV6	12V	BULLE
488-45321	5711	5055	—	TM-15HD	R134a	C.I.	VERT	3/4x7/8	EAR	132	2	12V	BULLE
488-45347	5757	—	—	TM-15HD	R134a	C.I.	VERT	3/4x7/8	EAR	122	PV6	12V	BULLE
488-45356	5756	—	—	TM-15HD	R134a	C.I.	VERT	3/4x7/8	EAR	132	2	24V	BULLE
488-45368	5755	—	—	TM-15HD	R134a	C.I.	HORIZ	3/4x7/8	EAR	122	PV6	12V	BULLE
488-46011	5791	5055	5592	TM-16HD	R134a	C.I.	VERT	3/4x7/8	EAR	132	2	12V	BULLE
488-46015	5796	—	5592	TM-16HD	R134a	C.I.	VERT	3/4x7/8	EAR	132	2	24V	BULLE
488-46017	5794C	—	—	TM-16HD	R134a	C.I.	HORIZ	3/4x7/8	EAR	132	2	24V	BULLE
488-46018	5808D	—	—	TM-16HD	R134a	C.I.	VERT	3/4x7/8	EAR	125	2	12V	BULLE
488-46019	5801D	—	—	TM-16HD	R134a	C.I.	VERT	3/4x7/8	EAR	122	PV6	12V	BULLE
488-46021	5798	5055	5606	TM-16HD	R134a	ALUM.	VERT	3/4x7/8	EAR	132	2	12V	BULLE
488-46023	5792E	—	—	TM-16HD	R134a	C.I.	VERT	1"-14	EAR	132	2	12V	BULLE
488-46024	5798	—	—	TM-16HD	R134a	C.I.	VERT	1"-14	EAR	122	PV7	12V	BULLE
488-46026	5801E	—	—	TM-16HD	R134a	C.I.	VERT	1"-14	EAR	122	PV6	12V	BULLE
488-46028	5792E	—	—	TM-16HD	R134a	C.I.	HORIZ	1"-14	EAR	132	2	12V	BULLE
488-46029	5794F	—	—	TM-16HD	R134a	C.I.	HORIZ	1"-14	EAR	132	2	24V	BULLE
488-46030	5790	5055	5591	TM-16HD	R134a	C.I.	HORIZ	3/4x7/8	EAR	132	2	12V	BULLE
488-46032	5802D	—	—	TM-16HD	R134a	C.I.	VERT	3/4x7/8	EAR	119	PV6	24V	BULLE
488-46033	5793	—	—	TM-16HD	R134a	ALUM.	VERT	3/4x7/8	EAR	125	1	12V	BULLE
488-46035	5795	—	—	TM-16HD	R134a	ALUM.	VERT	3/4x7/8	EAR	158	1 VG	12V	BULLE
488-46036	5808C	—	—	TM-16HD	R134a	C.I.	HORIZ	3/4x7/8	EAR	125	2	12V	BULLE
488-46047	5801D	—	—	TM-16HD	R134a	ALUM.	VERT	3/4x7/8	EAR	122	PV6	12V	BULLE
488-46056	5796	—	—	TM-16HD	R134a	ALUM.	VERT	3/4x7/8	EAR	132	2	24V	BULLE
488-46061	5804D	—	—	TM-16HD	R134a	C.I.	VERT	3/4x7/8	EAR	158	1 VG	24V	BULLE
488-46063	5793	5056	5592	TM-16HD	R134a	C.I.	VERT	3/4x7/8	EAR	125	1	12V	BULLE
488-46065	5795	5054	5592	TM-16HD	R134a	C.I.	VERT	3/4x7/8	EAR	158	1 VG	12V	BULLE
488-46068	5801C	—	—	TM-16HD	R134a	C.I.	VERT	3/4x7/8	EAR	119	PV6	12V	—
488-46069	5791	—	—	TM-16HD	R134a	C.I.	VERT	3/4x7/8	EAR	132	2	12V	—
488-46073	5804C	—	—	TM-16HD	R134a	C.I.	HORIZ	3/4x7/8	EAR	158	1 VG	24V	BULLE
488-46075	5808F	—	—	TM-16HD	R134a	C.I.	HORIZ	1"-14	EAR	125	2	12V	BULLE
488-46078	5797	5055	5592	TM-26	R134a	C.I.	VERT	3/4x7/8	EAR	156	2	12V	—
488-46081	5807C	—	—	TM-16HD	R134a	C.I.	HORIZ	3/4x7/8	EAR	125	1	12V	BULLE
488-46094	5799	5054	5593	TM-16HD	R134a	C.I.	VERT	1"-14	EAR	158	1 VG	12V	BULLE
488-46097	5801F	—	—	TM-16HD	R134a	C.I.	HORIZ	1"-14	EAR	122	PV6	12V	BULLE
488-46120	5805D	—	—	TM-16HD	R134a	C.I.	VERT	3/4x7/8	EAR	122	PV8	12V	BULLE
488-46121	5800	5051	5606	TM-16HD	R134a	ALUM.	VERT	3/4x7/8	EAR	122	PV8	12V	BULLE

NOTE: (—) DESIGNATES CALL FOR AVAILABILITY

(continued)

# COMPRESSORS — SELTEC

Listed in ascended order by Seltec Number (continued)

SELTEC NUMBER	PART# COMPR	PART# CLTCH	PART# CYL HD	COMPR		FITTING			MOUNT	PULLEY		COIL	
				MODEL	REFR	HEAD	POS	SIZE		DIA mm	GRV	VOLT	LEAD WIRE
488-46122	5805C	—	—	TM-16HD	R134a	C.I.	HORIZ	3/4x7/8	EAR	122	PV8	12V	BULLET
488-46123	5806C	—	—	TM-16HD	R134a	C.I.	HORIZ	3/4x7/8	EAR	122	PV8	24V	BULLET
488-46124	5805E	—	—	TM-16HD	R134a	C.I.	VERT	1"-14	EAR	122	PV8	12V	BULLET
488-46125	5806D	—	—	TM-16HD	R134a	C.I.	VERT	3/4x7/8	EAR	122	PV8	24V	BULLET
488-46126	5805F	—	—	TM-16HD	R134a	C.I.	HORIZ	1"-14	EAR	122	PV8	12V	BULLET
488-46210	5792	—	—	TM-16HD	R134a	C.I.	HORIZ	PAD	EAR	132	2	12V	BULLET
488-46212	5794	—	—	TM-16HD	R134a	C.I.	HORIZ	PAD	EAR	132	2	24V	BULLET
488-46218	5801	—	—	TM-16HD	R134a	C.I.	HORIZ	PAD	EAR	122	PV6	12V	BULLET
488-46220	5802	—	—	TM-16HD	R134a	C.I.	HORIZ	PAD	EAR	122	PV6	24V	BULLET
488-46222	5808	—	—	TM-16HD	R134a	C.I.	HORIZ	PAD	EAR	125	2	12V	BULLET
488-46226	5803	—	—	TM-16HD	R134a	C.I.	HORIZ	PAD	EAR	158	1 VG	12V	BULLET
488-46228	5804	—	—	TM-16HD	R134a	C.I.	HORIZ	PAD	EAR	158	1VG	24V	BULLET
488-46230	5807	—	—	TM-16HD	R134a	C.I.	HORIZ	PAD	EAR	125	1	12V	BULLET
488-46234	5805	—	—	TM-16HD	R134a	C.I.	HORIZ	PAD	EAR	122	PV8	12V	BULLET
488-46236	5806	—	—	TM-16HD	R134a	C.I.	HORIZ	PAD	EAR	122	PV8	24V	BULLET
488-46238	5809	—	—	TM-16HD	R134a	C.I.	HORIZ	PAD	EAR	132	2	12V	2 WIRE
488-46500	5896	5078	—	TM-31	R134a	—	O'RING	1 1/16" x 7/8"	DIR	152	2	12V	1 WIRE
488-46510	5897	—	—	TM-31	R134a	—	O'RING	1 1/16" x 7/8"	DIR	152	2	24V	1 WIRE
488-46520	5898	—	—	TM-31	R134a	—	O'RING	1 1/16" x 7/8"	DIR	152	2	12V	1 WIRE
488-46540	5899	—	—	TM-31	R134a	—	O'RING	1 1/16" x 7/8"	DIR	152	2	24V	1 WIRE
488-46530	5900	5079	—	TM-31	R134a	—	O'RING	1 1/16" x 7/8"	DIR	152	8	12V	1 WIRE
488-46550	5901	—	—	TM-31	R134a	—	O'RING	1 1/16" x 7/8"	DIR	152	8	24V	1 WIRE
488-47240	5877	—	—	TM21HX	R134a	C.I.	UNIV	GM PAD	DIR	145	2	2V	2 WIRE
488-47242	5879	—	—	TM21HX	R134a	C.I.	UNIV	GM PAD	DIR	145	2	24V	2 WIRE
488-47244	5880	—	—	TM21HX	R134a	C.I.	UNIV	GM PAD	DIR	141	8	12V	2 WIRE
488-47246	5881	—	—	TM21HX	R134a	C.I.	UNIV	GM PAD	DIR	141	8	24V	2 WIRE

NOTE: (—) DESIGNATES CALL FOR AVAILABILITY



When replacing an R12 compressor with and R134a type you will need to do the following:

Since **ALL** R134a compressors do not contain service (schrader) ports needed to hook up manifold gauge hoses for servicing and charging, the additional purchase of R134a service ports are required. (The ports required are compressor specific, relating to the style of head where the A/C hoses are attached). Once the head style is determined, the ports simply are attached to the compressor fittings.

The overall length of a Seltec compressor may be a critical factor in certain applications. Seltec clutches are supplied in both 3-eye and leaf spring styles. The 3-eye clutch protrudes farther out than the leaf spring type. Although the 3-eye design gives quieter operation during cycling, certain applications (bus) use the leaf spring clutch do to space limitations. These applications may also require the use of a one piece aluminum head compressor instead of the pad & manifold combination. Check before substituting a longer length compressor assembly.

**IMPORTANT: Universal Style is equipped with Type G style rear pad head - MANIFOLD REQUIRED.**



**1 GROOVE - EAR MOUNT**

Diameter	Volt	Model	Part#
125 mm / 4.9"	12v	TM-16	<b>5807</b>
158 mm / 6.25"	12v	TM-15	<b>5753</b>
158 mm / 6.25"	12v	TM-16	<b>5803</b>
158 mm / 6.25"	24v	TM-15	<b>5754</b>
158 mm / 6.25"	24v	TM-16	<b>5804</b>



**2 GROOVE - EAR MOUNT**

Diameter	Volt	Model	Part#
127 mm / 5.0"	12v	TM-15	<b>5751</b>
127 mm / 5.0"	12v	TM-16	<b>5808</b>
127 mm / 5.0"	12v	TM-16	<b>5809</b>
132 mm / 5.25"	12v	TM-15	<b>5780</b>
132 mm / 5.25"	12v	TM-16	<b>5792</b>
132 mm / 5.25"	24v	TM-15	<b>5781</b>
132 mm / 5.25"	24v	TM-16	<b>5794</b>



**6 GROOVE - EAR MOUNT**

Diameter	Volt	Model	Part#
127 mm / 5.0"	12v	TM-15	<b>5782</b>
127 mm / 5.0"	12v	TM-16	<b>5801</b>
127 mm / 5.0"	24v	TM-16	<b>5802</b>



**8 GROOVE - EAR MOUNT**

Diameter	Volt	Model	Part#
127 mm / 5.0"	12v	TM-15	<b>5779</b>
127 mm / 5.0"	12v	TM-16	<b>5805</b>
127 mm / 5.0"	24v	TM-15	<b>5759</b>
127 mm / 5.0"	24v	TM-16	<b>5806</b>



Manifold bolt:  
use torque wrench 17 - 24 ft. lbs.

Compressor with Clutch  
+ Plus Manifold  
= Compressor Assembly

**Type G**



Universal  
Horizontal GM Pad Head

**MANIFOLD - REQUIRED (choose correct style for above compressors)**

Made from forged steel.



**5590**  
Vertical 3/4" x 7/8"  
w/R12 Charging Ports



**5591**  
Horizontal 3/4" x 7/8"



**5592**  
Vertical 3/4" x 7/8"  
w/o Charging Ports



**5593**  
Vertical 1"-14 Tube-O  
w/o Charging Ports



**5594**  
Horizontal 1"-14 Tube-O  
w/o Charging Ports



**5595**  
Vertical Flare  
w/o Charging Ports



**5596**  
Vertical 3/4" x 7/8"  
Female w/o Charging Ports



















**5597**  
Inverted Vertical 3/4" x 7/8"  
Male w/o Charging Ports



















# COMPRESSORS — SELTEC

Listed in ascending order by our part number

 <p><b>5711</b> R134a</p> <table border="1"> <thead> <tr> <th>Model</th> <th>Mount</th> <th>Clutch</th> </tr> </thead> <tbody> <tr> <td>TM-15</td> <td>Ear</td> <td>2gr 5 1/4"</td> </tr> <tr> <th>Volt</th> <th>Head</th> <th>Seltec#</th> </tr> <tr> <td>12</td> <td>D</td> <td>488-45011</td> </tr> </tbody> </table>	Model	Mount	Clutch	TM-15	Ear	2gr 5 1/4"	Volt	Head	Seltec#	12	D	488-45011	 <p><b>5722</b> R134a</p> <table border="1"> <thead> <tr> <th>Model</th> <th>Mount</th> <th>Clutch</th> </tr> </thead> <tbody> <tr> <td>TM-15</td> <td>Ear</td> <td>2gr 5 1/4"</td> </tr> <tr> <th>Volt</th> <th>Head</th> <th>Seltec#</th> </tr> <tr> <td>12</td> <td>B</td> <td>488-45021</td> </tr> </tbody> </table>	Model	Mount	Clutch	TM-15	Ear	2gr 5 1/4"	Volt	Head	Seltec#	12	B	488-45021	 <p><b>5723</b> R134a</p> <table border="1"> <thead> <tr> <th>Model</th> <th>Mount</th> <th>Clutch</th> </tr> </thead> <tbody> <tr> <td>TM-15</td> <td>Ear</td> <td>1gr 6 1/4"</td> </tr> <tr> <th>Volt</th> <th>Head</th> <th>Seltec#</th> </tr> <tr> <td>12</td> <td>D</td> <td>488-45065</td> </tr> </tbody> </table>	Model	Mount	Clutch	TM-15	Ear	1gr 6 1/4"	Volt	Head	Seltec#	12	D	488-45065	 <p><b>5724</b> R134a</p> <table border="1"> <thead> <tr> <th>Model</th> <th>Mount</th> <th>Clutch</th> </tr> </thead> <tbody> <tr> <td>TM-15</td> <td>Ear</td> <td>1gr 6 1/4"</td> </tr> <tr> <th>Volt</th> <th>Head</th> <th>Seltec#</th> </tr> <tr> <td>24</td> <td>B</td> <td>488-45057</td> </tr> </tbody> </table>	Model	Mount	Clutch	TM-15	Ear	1gr 6 1/4"	Volt	Head	Seltec#	24	B	488-45057
Model	Mount	Clutch																																																	
TM-15	Ear	2gr 5 1/4"																																																	
Volt	Head	Seltec#																																																	
12	D	488-45011																																																	
Model	Mount	Clutch																																																	
TM-15	Ear	2gr 5 1/4"																																																	
Volt	Head	Seltec#																																																	
12	B	488-45021																																																	
Model	Mount	Clutch																																																	
TM-15	Ear	1gr 6 1/4"																																																	
Volt	Head	Seltec#																																																	
12	D	488-45065																																																	
Model	Mount	Clutch																																																	
TM-15	Ear	1gr 6 1/4"																																																	
Volt	Head	Seltec#																																																	
24	B	488-45057																																																	
 <p><b>5728</b> R134a</p> <table border="1"> <thead> <tr> <th>Model</th> <th>Mount</th> <th>Clutch</th> </tr> </thead> <tbody> <tr> <td>TM-15</td> <td>Ear</td> <td>1gr 6 1/4"</td> </tr> <tr> <th>Volt</th> <th>Head</th> <th>Seltec#</th> </tr> <tr> <td>12</td> <td>E</td> <td>488-45094</td> </tr> </tbody> </table>	Model	Mount	Clutch	TM-15	Ear	1gr 6 1/4"	Volt	Head	Seltec#	12	E	488-45094	 <p><b>5729</b> R134a</p> <table border="1"> <thead> <tr> <th>Model</th> <th>Mount</th> <th>Clutch</th> </tr> </thead> <tbody> <tr> <td>TM-15</td> <td>Ear</td> <td>7gr 4.6"</td> </tr> <tr> <th>Volt</th> <th>Head</th> <th>Seltec#</th> </tr> <tr> <td>12</td> <td>F</td> <td>488-45095</td> </tr> </tbody> </table>	Model	Mount	Clutch	TM-15	Ear	7gr 4.6"	Volt	Head	Seltec#	12	F	488-45095	 <p><b>5732</b> R134a</p> <table border="1"> <thead> <tr> <th>Model</th> <th>Mount</th> <th>Clutch</th> </tr> </thead> <tbody> <tr> <td>TM-15</td> <td>Ear</td> <td>2gr 5"</td> </tr> <tr> <th>Volt</th> <th>Head</th> <th>Seltec#</th> </tr> <tr> <td>12</td> <td>B</td> <td>488-45043</td> </tr> </tbody> </table>	Model	Mount	Clutch	TM-15	Ear	2gr 5"	Volt	Head	Seltec#	12	B	488-45043	 <p><b>5733</b> R134a</p> <table border="1"> <thead> <tr> <th>Model</th> <th>Mount</th> <th>Clutch</th> </tr> </thead> <tbody> <tr> <td>TM-15</td> <td>Ear</td> <td>2gr 5 1/4"</td> </tr> <tr> <th>Volt</th> <th>Head</th> <th>Seltec#</th> </tr> <tr> <td>12</td> <td>E</td> <td>488-45023</td> </tr> </tbody> </table>	Model	Mount	Clutch	TM-15	Ear	2gr 5 1/4"	Volt	Head	Seltec#	12	E	488-45023
Model	Mount	Clutch																																																	
TM-15	Ear	1gr 6 1/4"																																																	
Volt	Head	Seltec#																																																	
12	E	488-45094																																																	
Model	Mount	Clutch																																																	
TM-15	Ear	7gr 4.6"																																																	
Volt	Head	Seltec#																																																	
12	F	488-45095																																																	
Model	Mount	Clutch																																																	
TM-15	Ear	2gr 5"																																																	
Volt	Head	Seltec#																																																	
12	B	488-45043																																																	
Model	Mount	Clutch																																																	
TM-15	Ear	2gr 5 1/4"																																																	
Volt	Head	Seltec#																																																	
12	E	488-45023																																																	
 <p><b>5734</b> R134a</p> <table border="1"> <thead> <tr> <th>Model</th> <th>Mount</th> <th>Clutch</th> </tr> </thead> <tbody> <tr> <td>TM-15</td> <td>Ear</td> <td>1gr 6 1/4"</td> </tr> <tr> <th>Volt</th> <th>Head</th> <th>Seltec#</th> </tr> <tr> <td>24</td> <td>D</td> <td>488-45061</td> </tr> </tbody> </table>	Model	Mount	Clutch	TM-15	Ear	1gr 6 1/4"	Volt	Head	Seltec#	24	D	488-45061	 <p><b>5750</b> R134a</p> <table border="1"> <thead> <tr> <th>Model</th> <th>Mount</th> <th>Clutch</th> </tr> </thead> <tbody> <tr> <td>TM-15</td> <td>Ear</td> <td>1gr 6 1/4"</td> </tr> <tr> <th>Volt</th> <th>Head</th> <th>Seltec#</th> </tr> <tr> <td>24</td> <td>C</td> <td>488-45073</td> </tr> </tbody> </table>	Model	Mount	Clutch	TM-15	Ear	1gr 6 1/4"	Volt	Head	Seltec#	24	C	488-45073	 <p><b>5751</b> Universal R134a</p> <table border="1"> <thead> <tr> <th>Model</th> <th>Mount</th> <th>Clutch</th> </tr> </thead> <tbody> <tr> <td>TM15</td> <td>Ear</td> <td>2gr 5"</td> </tr> <tr> <th>Volt</th> <th>Head</th> <th>Seltec#</th> </tr> <tr> <td>12</td> <td>G</td> <td>488-45222</td> </tr> </tbody> </table>	Model	Mount	Clutch	TM15	Ear	2gr 5"	Volt	Head	Seltec#	12	G	488-45222	 <p><b>5753</b> Universal R134a</p> <table border="1"> <thead> <tr> <th>Model</th> <th>Mount</th> <th>Clutch</th> </tr> </thead> <tbody> <tr> <td>TM15</td> <td>Ear</td> <td>1gr 6 1/4"</td> </tr> <tr> <th>Volt</th> <th>Head</th> <th>Seltec#</th> </tr> <tr> <td>12</td> <td>G</td> <td>488-45226</td> </tr> </tbody> </table>	Model	Mount	Clutch	TM15	Ear	1gr 6 1/4"	Volt	Head	Seltec#	12	G	488-45226
Model	Mount	Clutch																																																	
TM-15	Ear	1gr 6 1/4"																																																	
Volt	Head	Seltec#																																																	
24	D	488-45061																																																	
Model	Mount	Clutch																																																	
TM-15	Ear	1gr 6 1/4"																																																	
Volt	Head	Seltec#																																																	
24	C	488-45073																																																	
Model	Mount	Clutch																																																	
TM15	Ear	2gr 5"																																																	
Volt	Head	Seltec#																																																	
12	G	488-45222																																																	
Model	Mount	Clutch																																																	
TM15	Ear	1gr 6 1/4"																																																	
Volt	Head	Seltec#																																																	
12	G	488-45226																																																	
 <p><b>5754</b> Universal R134a</p> <table border="1"> <thead> <tr> <th>Model</th> <th>Mount</th> <th>Clutch</th> </tr> </thead> <tbody> <tr> <td>TM15</td> <td>Ear</td> <td>1gr 6 1/4"</td> </tr> <tr> <th>Volt</th> <th>Head</th> <th>Seltec#</th> </tr> <tr> <td>24</td> <td>G</td> <td>488-45228</td> </tr> </tbody> </table>	Model	Mount	Clutch	TM15	Ear	1gr 6 1/4"	Volt	Head	Seltec#	24	G	488-45228	 <p><b>5755</b> R134a</p> <table border="1"> <thead> <tr> <th>Model</th> <th>Mount</th> <th>Clutch</th> </tr> </thead> <tbody> <tr> <td>TM-15</td> <td>Ear</td> <td>6gr 5"</td> </tr> <tr> <th>Volt</th> <th>Head</th> <th>Seltec#</th> </tr> <tr> <td>12</td> <td>C</td> <td>488-45068</td> </tr> </tbody> </table>	Model	Mount	Clutch	TM-15	Ear	6gr 5"	Volt	Head	Seltec#	12	C	488-45068	 <p><b>5756</b> R134a</p> <table border="1"> <thead> <tr> <th>Model</th> <th>Mount</th> <th>Clutch</th> </tr> </thead> <tbody> <tr> <td>TM-15</td> <td>Ear</td> <td>2gr 5 1/4"</td> </tr> <tr> <th>Volt</th> <th>Head</th> <th>Seltec#</th> </tr> <tr> <td>24</td> <td>D</td> <td>488-45015</td> </tr> </tbody> </table>	Model	Mount	Clutch	TM-15	Ear	2gr 5 1/4"	Volt	Head	Seltec#	24	D	488-45015	 <p><b>5757</b> R134a</p> <table border="1"> <thead> <tr> <th>Model</th> <th>Mount</th> <th>Clutch</th> </tr> </thead> <tbody> <tr> <td>TM-15</td> <td>Ear</td> <td>6gr 5"</td> </tr> <tr> <th>Volt</th> <th>Head</th> <th>Seltec#</th> </tr> <tr> <td>12</td> <td>D</td> <td>488-45019</td> </tr> </tbody> </table>	Model	Mount	Clutch	TM-15	Ear	6gr 5"	Volt	Head	Seltec#	12	D	488-45019
Model	Mount	Clutch																																																	
TM15	Ear	1gr 6 1/4"																																																	
Volt	Head	Seltec#																																																	
24	G	488-45228																																																	
Model	Mount	Clutch																																																	
TM-15	Ear	6gr 5"																																																	
Volt	Head	Seltec#																																																	
12	C	488-45068																																																	
Model	Mount	Clutch																																																	
TM-15	Ear	2gr 5 1/4"																																																	
Volt	Head	Seltec#																																																	
24	D	488-45015																																																	
Model	Mount	Clutch																																																	
TM-15	Ear	6gr 5"																																																	
Volt	Head	Seltec#																																																	
12	D	488-45019																																																	

















# SELTEC — COMPRESSORS

Listed in ascending order by our part number (continued)

 <b>5759</b> Universal R134a <table border="1"> <thead> <tr> <th>Model</th> <th>Mount</th> <th>Clutch</th> </tr> </thead> <tbody> <tr> <td>TM15</td> <td>Ear</td> <td>8gr 5"</td> </tr> <tr> <th>Volt</th> <th>Head</th> <th>Seltec#</th> </tr> <tr> <td>24</td> <td>G</td> <td>488-45236</td> </tr> </tbody> </table>	Model	Mount	Clutch	TM15	Ear	8gr 5"	Volt	Head	Seltec#	24	G	488-45236	 <b>5760</b> R134a <table border="1"> <thead> <tr> <th>Model</th> <th>Mount</th> <th>Clutch</th> </tr> </thead> <tbody> <tr> <td>TM-15</td> <td>Ear</td> <td>2gr 5 1/4"</td> </tr> <tr> <th>Volt</th> <th>Head</th> <th>Seltec#</th> </tr> <tr> <td>12</td> <td>C</td> <td>488-45030</td> </tr> </tbody> </table>	Model	Mount	Clutch	TM-15	Ear	2gr 5 1/4"	Volt	Head	Seltec#	12	C	488-45030	 <b>5763</b> R134a <table border="1"> <thead> <tr> <th>Model</th> <th>Mount</th> <th>Clutch</th> </tr> </thead> <tbody> <tr> <td>TM-15</td> <td>Ear</td> <td>1gr 4.9"</td> </tr> <tr> <th>Volt</th> <th>Head</th> <th>Seltec#</th> </tr> <tr> <td>12</td> <td>D</td> <td>488-45063</td> </tr> </tbody> </table>	Model	Mount	Clutch	TM-15	Ear	1gr 4.9"	Volt	Head	Seltec#	12	D	488-45063	 <b>5765</b> R134a <table border="1"> <thead> <tr> <th>Model</th> <th>Mount</th> <th>Clutch</th> </tr> </thead> <tbody> <tr> <td>TM-15</td> <td>Direct</td> <td>1gr 6 1/4"</td> </tr> <tr> <th>Volt</th> <th>Head</th> <th>Seltec#</th> </tr> <tr> <td>24</td> <td>C</td> <td>488-45081</td> </tr> </tbody> </table>	Model	Mount	Clutch	TM-15	Direct	1gr 6 1/4"	Volt	Head	Seltec#	24	C	488-45081
Model	Mount	Clutch																																																	
TM15	Ear	8gr 5"																																																	
Volt	Head	Seltec#																																																	
24	G	488-45236																																																	
Model	Mount	Clutch																																																	
TM-15	Ear	2gr 5 1/4"																																																	
Volt	Head	Seltec#																																																	
12	C	488-45030																																																	
Model	Mount	Clutch																																																	
TM-15	Ear	1gr 4.9"																																																	
Volt	Head	Seltec#																																																	
12	D	488-45063																																																	
Model	Mount	Clutch																																																	
TM-15	Direct	1gr 6 1/4"																																																	
Volt	Head	Seltec#																																																	
24	C	488-45081																																																	
 <b>5766</b> R134a <table border="1"> <thead> <tr> <th>Model</th> <th>Mount</th> <th>Clutch</th> </tr> </thead> <tbody> <tr> <td>TM-15</td> <td>Direct</td> <td>8gr 5"</td> </tr> <tr> <th>Volt</th> <th>Head</th> <th>Seltec#</th> </tr> <tr> <td>12</td> <td>D</td> <td>488-45082</td> </tr> </tbody> </table>	Model	Mount	Clutch	TM-15	Direct	8gr 5"	Volt	Head	Seltec#	12	D	488-45082	 <b>5767</b> R134a <table border="1"> <thead> <tr> <th>Model</th> <th>Mount</th> <th>Clutch</th> </tr> </thead> <tbody> <tr> <td>TM-15</td> <td>Direct</td> <td>8gr 5"</td> </tr> <tr> <th>Volt</th> <th>Head</th> <th>Seltec#</th> </tr> <tr> <td>12</td> <td>C</td> <td>488-45084</td> </tr> </tbody> </table>	Model	Mount	Clutch	TM-15	Direct	8gr 5"	Volt	Head	Seltec#	12	C	488-45084	 <b>5768</b> R134a <table border="1"> <thead> <tr> <th>Model</th> <th>Mount</th> <th>Clutch</th> </tr> </thead> <tbody> <tr> <td>TM-15</td> <td>Direct</td> <td>6gr 5"</td> </tr> <tr> <th>Volt</th> <th>Head</th> <th>Seltec#</th> </tr> <tr> <td>12</td> <td>D</td> <td>488-45088</td> </tr> </tbody> </table>	Model	Mount	Clutch	TM-15	Direct	6gr 5"	Volt	Head	Seltec#	12	D	488-45088	 <b>5769</b> R134a <table border="1"> <thead> <tr> <th>Model</th> <th>Mount</th> <th>Clutch</th> </tr> </thead> <tbody> <tr> <td>TM-15</td> <td>Direct</td> <td>2gr 5 1/4"</td> </tr> <tr> <th>Volt</th> <th>Head</th> <th>Seltec#</th> </tr> <tr> <td>12</td> <td>D</td> <td>488-45092</td> </tr> </tbody> </table>	Model	Mount	Clutch	TM-15	Direct	2gr 5 1/4"	Volt	Head	Seltec#	12	D	488-45092
Model	Mount	Clutch																																																	
TM-15	Direct	8gr 5"																																																	
Volt	Head	Seltec#																																																	
12	D	488-45082																																																	
Model	Mount	Clutch																																																	
TM-15	Direct	8gr 5"																																																	
Volt	Head	Seltec#																																																	
12	C	488-45084																																																	
Model	Mount	Clutch																																																	
TM-15	Direct	6gr 5"																																																	
Volt	Head	Seltec#																																																	
12	D	488-45088																																																	
Model	Mount	Clutch																																																	
TM-15	Direct	2gr 5 1/4"																																																	
Volt	Head	Seltec#																																																	
12	D	488-45092																																																	
 <b>5777</b> R134a <table border="1"> <thead> <tr> <th>Model</th> <th>Mount</th> <th>Clutch</th> </tr> </thead> <tbody> <tr> <td>TM-15</td> <td>Direct</td> <td>2gr 5 1/4"</td> </tr> <tr> <th>Volt</th> <th>Head</th> <th>Seltec#</th> </tr> <tr> <td>24</td> <td>D</td> <td>488-45090</td> </tr> </tbody> </table>	Model	Mount	Clutch	TM-15	Direct	2gr 5 1/4"	Volt	Head	Seltec#	24	D	488-45090	 <b>5778</b> w/Diode R134a <table border="1"> <thead> <tr> <th>Model</th> <th>Mount</th> <th>Clutch</th> </tr> </thead> <tbody> <tr> <td>TM-15</td> <td>Ear</td> <td>2gr 5 1/4"</td> </tr> <tr> <th>Volt</th> <th>Head</th> <th>Seltec#</th> </tr> <tr> <td>12</td> <td>D</td> <td>488-45069</td> </tr> </tbody> </table>	Model	Mount	Clutch	TM-15	Ear	2gr 5 1/4"	Volt	Head	Seltec#	12	D	488-45069	 <b>5779</b> Universal R134a <table border="1"> <thead> <tr> <th>Model</th> <th>Mount</th> <th>Clutch</th> </tr> </thead> <tbody> <tr> <td>TM15</td> <td>Ear</td> <td>8gr 5"</td> </tr> <tr> <th>Volt</th> <th>Head</th> <th>Seltec#</th> </tr> <tr> <td>12</td> <td>G</td> <td>488-45234</td> </tr> </tbody> </table>	Model	Mount	Clutch	TM15	Ear	8gr 5"	Volt	Head	Seltec#	12	G	488-45234	 <b>5780</b> Universal R134a <table border="1"> <thead> <tr> <th>Model</th> <th>Mount</th> <th>Clutch</th> </tr> </thead> <tbody> <tr> <td>TM15</td> <td>Ear</td> <td>2gr 5 1/4"</td> </tr> <tr> <th>Volt</th> <th>Head</th> <th>Seltec#</th> </tr> <tr> <td>12</td> <td>G</td> <td>488-45210</td> </tr> </tbody> </table>	Model	Mount	Clutch	TM15	Ear	2gr 5 1/4"	Volt	Head	Seltec#	12	G	488-45210
Model	Mount	Clutch																																																	
TM-15	Direct	2gr 5 1/4"																																																	
Volt	Head	Seltec#																																																	
24	D	488-45090																																																	
Model	Mount	Clutch																																																	
TM-15	Ear	2gr 5 1/4"																																																	
Volt	Head	Seltec#																																																	
12	D	488-45069																																																	
Model	Mount	Clutch																																																	
TM15	Ear	8gr 5"																																																	
Volt	Head	Seltec#																																																	
12	G	488-45234																																																	
Model	Mount	Clutch																																																	
TM15	Ear	2gr 5 1/4"																																																	
Volt	Head	Seltec#																																																	
12	G	488-45210																																																	
 <b>5781</b> Universal R134a <table border="1"> <thead> <tr> <th>Model</th> <th>Mount</th> <th>Clutch</th> </tr> </thead> <tbody> <tr> <td>TM15</td> <td>Ear</td> <td>2gr 5 1/4"</td> </tr> <tr> <th>Volt</th> <th>Head</th> <th>Seltec#</th> </tr> <tr> <td>24</td> <td>G</td> <td>488-45212</td> </tr> </tbody> </table>	Model	Mount	Clutch	TM15	Ear	2gr 5 1/4"	Volt	Head	Seltec#	24	G	488-45212	 <b>5782</b> Universal R134a <table border="1"> <thead> <tr> <th>Model</th> <th>Mount</th> <th>Clutch</th> </tr> </thead> <tbody> <tr> <td>TM15</td> <td>Ear</td> <td>6gr 5"</td> </tr> <tr> <th>Volt</th> <th>Head</th> <th>Seltec#</th> </tr> <tr> <td>12</td> <td>G</td> <td>488-45218</td> </tr> </tbody> </table>	Model	Mount	Clutch	TM15	Ear	6gr 5"	Volt	Head	Seltec#	12	G	488-45218	 <b>5783</b> R134a <table border="1"> <thead> <tr> <th>Model</th> <th>Mount</th> <th>Clutch</th> </tr> </thead> <tbody> <tr> <td>TM-15</td> <td>Ear</td> <td>8gr 5"</td> </tr> <tr> <th>Volt</th> <th>Head</th> <th>Seltec#</th> </tr> <tr> <td>12</td> <td>C</td> <td>488-45122</td> </tr> </tbody> </table>	Model	Mount	Clutch	TM-15	Ear	8gr 5"	Volt	Head	Seltec#	12	C	488-45122	 <b>5784</b> R134a <table border="1"> <thead> <tr> <th>Model</th> <th>Mount</th> <th>Clutch</th> </tr> </thead> <tbody> <tr> <td>TM-15</td> <td>Ear</td> <td>8gr 5"</td> </tr> <tr> <th>Volt</th> <th>Head</th> <th>Seltec#</th> </tr> <tr> <td>12</td> <td>B</td> <td>488-45121</td> </tr> </tbody> </table>	Model	Mount	Clutch	TM-15	Ear	8gr 5"	Volt	Head	Seltec#	12	B	488-45121
Model	Mount	Clutch																																																	
TM15	Ear	2gr 5 1/4"																																																	
Volt	Head	Seltec#																																																	
24	G	488-45212																																																	
Model	Mount	Clutch																																																	
TM15	Ear	6gr 5"																																																	
Volt	Head	Seltec#																																																	
12	G	488-45218																																																	
Model	Mount	Clutch																																																	
TM-15	Ear	8gr 5"																																																	
Volt	Head	Seltec#																																																	
12	C	488-45122																																																	
Model	Mount	Clutch																																																	
TM-15	Ear	8gr 5"																																																	
Volt	Head	Seltec#																																																	
12	B	488-45121																																																	

















# COMPRESSORS — SELTEC

Listed in ascending order by our part number (continued)

 <p><b>5787</b> R134a</p> <table border="1"> <thead> <tr> <th>Model</th> <th>Mount</th> <th>Clutch</th> </tr> </thead> <tbody> <tr> <td>TM-15</td> <td>Ear</td> <td>6gr 5"</td> </tr> <tr> <th>Volt</th> <th>Head</th> <th>Seltec#</th> </tr> <tr> <td>12</td> <td>F</td> <td>488-45097</td> </tr> </tbody> </table>	Model	Mount	Clutch	TM-15	Ear	6gr 5"	Volt	Head	Seltec#	12	F	488-45097	 <p><b>5789</b> R134a</p> <table border="1"> <thead> <tr> <th>Model</th> <th>Mount</th> <th>Clutch</th> </tr> </thead> <tbody> <tr> <td>TM-15</td> <td>Ear</td> <td>2gr 5"</td> </tr> <tr> <th>Volt</th> <th>Head</th> <th>Seltec#</th> </tr> <tr> <td>12</td> <td>F</td> <td>488-45075</td> </tr> </tbody> </table>	Model	Mount	Clutch	TM-15	Ear	2gr 5"	Volt	Head	Seltec#	12	F	488-45075	 <p><b>5790</b> R134a</p> <table border="1"> <thead> <tr> <th>Model</th> <th>Mount</th> <th>Clutch</th> </tr> </thead> <tbody> <tr> <td>TM-16</td> <td>Ear</td> <td>2gr 5 1/4"</td> </tr> <tr> <th>Volt</th> <th>Head</th> <th>Seltec#</th> </tr> <tr> <td>12</td> <td>C</td> <td>488-46030</td> </tr> </tbody> </table>	Model	Mount	Clutch	TM-16	Ear	2gr 5 1/4"	Volt	Head	Seltec#	12	C	488-46030	 <p><b>5791</b> R134a</p> <table border="1"> <thead> <tr> <th>Model</th> <th>Mount</th> <th>Clutch</th> </tr> </thead> <tbody> <tr> <td>TM-16</td> <td>Ear</td> <td>2gr 5 1/4"</td> </tr> <tr> <th>Volt</th> <th>Head</th> <th>Seltec#</th> </tr> <tr> <td>12</td> <td>D</td> <td>488-46011</td> </tr> </tbody> </table>	Model	Mount	Clutch	TM-16	Ear	2gr 5 1/4"	Volt	Head	Seltec#	12	D	488-46011
Model	Mount	Clutch																																																	
TM-15	Ear	6gr 5"																																																	
Volt	Head	Seltec#																																																	
12	F	488-45097																																																	
Model	Mount	Clutch																																																	
TM-15	Ear	2gr 5"																																																	
Volt	Head	Seltec#																																																	
12	F	488-45075																																																	
Model	Mount	Clutch																																																	
TM-16	Ear	2gr 5 1/4"																																																	
Volt	Head	Seltec#																																																	
12	C	488-46030																																																	
Model	Mount	Clutch																																																	
TM-16	Ear	2gr 5 1/4"																																																	
Volt	Head	Seltec#																																																	
12	D	488-46011																																																	
 <p><b>5792</b> Universal R134a</p> <table border="1"> <thead> <tr> <th>Model</th> <th>Mount</th> <th>Clutch</th> </tr> </thead> <tbody> <tr> <td>TM16</td> <td>Ear</td> <td>2gr 5 1/4"</td> </tr> <tr> <th>Volt</th> <th>Head</th> <th>Seltec#</th> </tr> <tr> <td>12</td> <td>G</td> <td>488-46210</td> </tr> </tbody> </table>	Model	Mount	Clutch	TM16	Ear	2gr 5 1/4"	Volt	Head	Seltec#	12	G	488-46210	 <p><b>5793</b> R134a</p> <table border="1"> <thead> <tr> <th>Model</th> <th>Mount</th> <th>Clutch</th> </tr> </thead> <tbody> <tr> <td>TM-16</td> <td>Ear</td> <td>1gr 4.9"</td> </tr> <tr> <th>Volt</th> <th>Head</th> <th>Seltec#</th> </tr> <tr> <td>12</td> <td>D</td> <td>488-46063</td> </tr> </tbody> </table>	Model	Mount	Clutch	TM-16	Ear	1gr 4.9"	Volt	Head	Seltec#	12	D	488-46063	 <p><b>5794</b> Universal R134a</p> <table border="1"> <thead> <tr> <th>Model</th> <th>Mount</th> <th>Clutch</th> </tr> </thead> <tbody> <tr> <td>TM16</td> <td>Ear</td> <td>2gr 5 1/4"</td> </tr> <tr> <th>Volt</th> <th>Head</th> <th>Seltec#</th> </tr> <tr> <td>24</td> <td>G</td> <td>488-46212</td> </tr> </tbody> </table>	Model	Mount	Clutch	TM16	Ear	2gr 5 1/4"	Volt	Head	Seltec#	24	G	488-46212	 <p><b>5795</b> R134a</p> <table border="1"> <thead> <tr> <th>Model</th> <th>Mount</th> <th>Clutch</th> </tr> </thead> <tbody> <tr> <td>TM-16</td> <td>Ear</td> <td>1gr 6 1/4"</td> </tr> <tr> <th>Volt</th> <th>Head</th> <th>Seltec#</th> </tr> <tr> <td>12</td> <td>D</td> <td>488-46065</td> </tr> </tbody> </table>	Model	Mount	Clutch	TM-16	Ear	1gr 6 1/4"	Volt	Head	Seltec#	12	D	488-46065
Model	Mount	Clutch																																																	
TM16	Ear	2gr 5 1/4"																																																	
Volt	Head	Seltec#																																																	
12	G	488-46210																																																	
Model	Mount	Clutch																																																	
TM-16	Ear	1gr 4.9"																																																	
Volt	Head	Seltec#																																																	
12	D	488-46063																																																	
Model	Mount	Clutch																																																	
TM16	Ear	2gr 5 1/4"																																																	
Volt	Head	Seltec#																																																	
24	G	488-46212																																																	
Model	Mount	Clutch																																																	
TM-16	Ear	1gr 6 1/4"																																																	
Volt	Head	Seltec#																																																	
12	D	488-46065																																																	
 <p><b>5796</b> R134a</p> <table border="1"> <thead> <tr> <th>Model</th> <th>Mount</th> <th>Clutch</th> </tr> </thead> <tbody> <tr> <td>TM-16</td> <td>Ear</td> <td>2gr 5 1/4"</td> </tr> <tr> <th>Volt</th> <th>Head</th> <th>Seltec#</th> </tr> <tr> <td>24</td> <td>D</td> <td>488-46015</td> </tr> </tbody> </table>	Model	Mount	Clutch	TM-16	Ear	2gr 5 1/4"	Volt	Head	Seltec#	24	D	488-46015	 <p><b>5797</b> R134a</p> <table border="1"> <thead> <tr> <th>Model</th> <th>Mount</th> <th>Clutch</th> </tr> </thead> <tbody> <tr> <td>TM-16</td> <td>Ear</td> <td>2gr 5 1/4"</td> </tr> <tr> <th>Volt</th> <th>Head</th> <th>Seltec#</th> </tr> <tr> <td>12</td> <td>D</td> <td>488-46077,78</td> </tr> </tbody> </table>	Model	Mount	Clutch	TM-16	Ear	2gr 5 1/4"	Volt	Head	Seltec#	12	D	488-46077,78	 <p><b>5798</b> R134a</p> <table border="1"> <thead> <tr> <th>Model</th> <th>Mount</th> <th>Clutch</th> </tr> </thead> <tbody> <tr> <td>TM-16</td> <td>Ear</td> <td>2gr 5 1/4"</td> </tr> <tr> <th>Volt</th> <th>Head</th> <th>Seltec#</th> </tr> <tr> <td>12</td> <td>B</td> <td>488-46021</td> </tr> </tbody> </table>	Model	Mount	Clutch	TM-16	Ear	2gr 5 1/4"	Volt	Head	Seltec#	12	B	488-46021	 <p><b>5799</b> R134a</p> <table border="1"> <thead> <tr> <th>Model</th> <th>Mount</th> <th>Clutch</th> </tr> </thead> <tbody> <tr> <td>TM-16</td> <td>Ear</td> <td>1gr 6 1/4"</td> </tr> <tr> <th>Volt</th> <th>Head</th> <th>Seltec#</th> </tr> <tr> <td>12</td> <td>E</td> <td>488-46094</td> </tr> </tbody> </table>	Model	Mount	Clutch	TM-16	Ear	1gr 6 1/4"	Volt	Head	Seltec#	12	E	488-46094
Model	Mount	Clutch																																																	
TM-16	Ear	2gr 5 1/4"																																																	
Volt	Head	Seltec#																																																	
24	D	488-46015																																																	
Model	Mount	Clutch																																																	
TM-16	Ear	2gr 5 1/4"																																																	
Volt	Head	Seltec#																																																	
12	D	488-46077,78																																																	
Model	Mount	Clutch																																																	
TM-16	Ear	2gr 5 1/4"																																																	
Volt	Head	Seltec#																																																	
12	B	488-46021																																																	
Model	Mount	Clutch																																																	
TM-16	Ear	1gr 6 1/4"																																																	
Volt	Head	Seltec#																																																	
12	E	488-46094																																																	
 <p><b>5800</b> R134a</p> <table border="1"> <thead> <tr> <th>Model</th> <th>Mount</th> <th>Clutch</th> </tr> </thead> <tbody> <tr> <td>TM-16</td> <td>Ear</td> <td>8gr 5"</td> </tr> <tr> <th>Volt</th> <th>Head</th> <th>Seltec#</th> </tr> <tr> <td>12</td> <td>B</td> <td>488-46121</td> </tr> </tbody> </table>	Model	Mount	Clutch	TM-16	Ear	8gr 5"	Volt	Head	Seltec#	12	B	488-46121	 <p><b>5801</b> Universal R134a</p> <table border="1"> <thead> <tr> <th>Model</th> <th>Mount</th> <th>Clutch</th> </tr> </thead> <tbody> <tr> <td>TM16</td> <td>Ear</td> <td>6gr 5"</td> </tr> <tr> <th>Volt</th> <th>Head</th> <th>Seltec#</th> </tr> <tr> <td>12</td> <td>G</td> <td>488-46218</td> </tr> </tbody> </table>	Model	Mount	Clutch	TM16	Ear	6gr 5"	Volt	Head	Seltec#	12	G	488-46218	 <p><b>5802</b> Universal R134a</p> <table border="1"> <thead> <tr> <th>Model</th> <th>Mount</th> <th>Clutch</th> </tr> </thead> <tbody> <tr> <td>TM16</td> <td>Ear</td> <td>6gr 5"</td> </tr> <tr> <th>Volt</th> <th>Head</th> <th>Seltec#</th> </tr> <tr> <td>24</td> <td>G</td> <td>488-46220</td> </tr> </tbody> </table>	Model	Mount	Clutch	TM16	Ear	6gr 5"	Volt	Head	Seltec#	24	G	488-46220	 <p><b>5803</b> Universal R134a</p> <table border="1"> <thead> <tr> <th>Model</th> <th>Mount</th> <th>Clutch</th> </tr> </thead> <tbody> <tr> <td>TM16</td> <td>Ear</td> <td>1gr 6 1/4"</td> </tr> <tr> <th>Volt</th> <th>Head</th> <th>Seltec#</th> </tr> <tr> <td>12</td> <td>G</td> <td>488-46226</td> </tr> </tbody> </table>	Model	Mount	Clutch	TM16	Ear	1gr 6 1/4"	Volt	Head	Seltec#	12	G	488-46226
Model	Mount	Clutch																																																	
TM-16	Ear	8gr 5"																																																	
Volt	Head	Seltec#																																																	
12	B	488-46121																																																	
Model	Mount	Clutch																																																	
TM16	Ear	6gr 5"																																																	
Volt	Head	Seltec#																																																	
12	G	488-46218																																																	
Model	Mount	Clutch																																																	
TM16	Ear	6gr 5"																																																	
Volt	Head	Seltec#																																																	
24	G	488-46220																																																	
Model	Mount	Clutch																																																	
TM16	Ear	1gr 6 1/4"																																																	
Volt	Head	Seltec#																																																	
12	G	488-46226																																																	







# SELTEC — COMPRESSORS

Listed in ascending order by our part number (continued)





 <p><b>5804</b> Universal R134a</p> <table border="1"> <thead> <tr> <th>Model</th> <th>Mount</th> <th>Clutch</th> </tr> </thead> <tbody> <tr> <td>TM16</td> <td>Ear</td> <td>1gr 6 1/4"</td> </tr> <tr> <th>Volt</th> <th>Head</th> <th>Seltec#</th> </tr> <tr> <td>24</td> <td>G</td> <td>488-46228</td> </tr> </tbody> </table>	Model	Mount	Clutch	TM16	Ear	1gr 6 1/4"	Volt	Head	Seltec#	24	G	488-46228	 <p><b>5805</b> Universal R134a</p> <table border="1"> <thead> <tr> <th>Model</th> <th>Mount</th> <th>Clutch</th> </tr> </thead> <tbody> <tr> <td>TM16</td> <td>Ear</td> <td>8gr 5"</td> </tr> <tr> <th>Volt</th> <th>Head</th> <th>Seltec#</th> </tr> <tr> <td>12</td> <td>G</td> <td>488-46234</td> </tr> </tbody> </table>	Model	Mount	Clutch	TM16	Ear	8gr 5"	Volt	Head	Seltec#	12	G	488-46234	 <p><b>5806</b> Universal R134a</p> <table border="1"> <thead> <tr> <th>Model</th> <th>Mount</th> <th>Clutch</th> </tr> </thead> <tbody> <tr> <td>TM16</td> <td>Ear</td> <td>8gr 5"</td> </tr> <tr> <th>Volt</th> <th>Head</th> <th>Seltec#</th> </tr> <tr> <td>24</td> <td>G</td> <td>488-46236</td> </tr> </tbody> </table>	Model	Mount	Clutch	TM16	Ear	8gr 5"	Volt	Head	Seltec#	24	G	488-46236	 <p><b>5807</b> Universal R134a</p> <table border="1"> <thead> <tr> <th>Model</th> <th>Mount</th> <th>Clutch</th> </tr> </thead> <tbody> <tr> <td>TM16</td> <td>Ear</td> <td>1gr 4.9"</td> </tr> <tr> <th>Volt</th> <th>Head</th> <th>Seltec#</th> </tr> <tr> <td>12</td> <td>G</td> <td>488-46230</td> </tr> </tbody> </table>	Model	Mount	Clutch	TM16	Ear	1gr 4.9"	Volt	Head	Seltec#	12	G	488-46230
Model	Mount	Clutch																																																	
TM16	Ear	1gr 6 1/4"																																																	
Volt	Head	Seltec#																																																	
24	G	488-46228																																																	
Model	Mount	Clutch																																																	
TM16	Ear	8gr 5"																																																	
Volt	Head	Seltec#																																																	
12	G	488-46234																																																	
Model	Mount	Clutch																																																	
TM16	Ear	8gr 5"																																																	
Volt	Head	Seltec#																																																	
24	G	488-46236																																																	
Model	Mount	Clutch																																																	
TM16	Ear	1gr 4.9"																																																	
Volt	Head	Seltec#																																																	
12	G	488-46230																																																	
 <p><b>5808</b> Universal R134a</p> <table border="1"> <thead> <tr> <th>Model</th> <th>Mount</th> <th>Clutch</th> </tr> </thead> <tbody> <tr> <td>TM16</td> <td>Ear</td> <td>2gr 5"</td> </tr> <tr> <th>Volt</th> <th>Head</th> <th>Seltec#</th> </tr> <tr> <td>12</td> <td>G</td> <td>488-46222</td> </tr> </tbody> </table>	Model	Mount	Clutch	TM16	Ear	2gr 5"	Volt	Head	Seltec#	12	G	488-46222	 <p><b>5809</b> Universal R134a 2 wire</p> <table border="1"> <thead> <tr> <th>Model</th> <th>Mount</th> <th>Clutch</th> </tr> </thead> <tbody> <tr> <td>TM16</td> <td>Ear</td> <td>2gr 5 1/4"</td> </tr> <tr> <th>Volt</th> <th>Head</th> <th>Seltec#</th> </tr> <tr> <td>12</td> <td>G</td> <td>488-46238</td> </tr> </tbody> </table>	Model	Mount	Clutch	TM16	Ear	2gr 5 1/4"	Volt	Head	Seltec#	12	G	488-46238	 <p><b>5810</b> R134a</p> <table border="1"> <thead> <tr> <th>Model</th> <th>Mount</th> <th>Clutch</th> </tr> </thead> <tbody> <tr> <td>TM16SHD</td> <td>Ear</td> <td>2gr 152mm</td> </tr> <tr> <th>Volt</th> <th>Head</th> <th>Seltec#</th> </tr> <tr> <td>12</td> <td>G</td> <td>488-46204</td> </tr> </tbody> </table>	Model	Mount	Clutch	TM16SHD	Ear	2gr 152mm	Volt	Head	Seltec#	12	G	488-46204	 <p><b>5811</b> R12</p> <table border="1"> <thead> <tr> <th>Model</th> <th>Mount</th> <th>Clutch</th> </tr> </thead> <tbody> <tr> <td>DKS15</td> <td>Ear</td> <td>2gr 5 1/4"</td> </tr> <tr> <th>Volt</th> <th>Head</th> <th>Seltec#</th> </tr> <tr> <td>12</td> <td>A</td> <td>488-25011</td> </tr> </tbody> </table>	Model	Mount	Clutch	DKS15	Ear	2gr 5 1/4"	Volt	Head	Seltec#	12	A	488-25011
Model	Mount	Clutch																																																	
TM16	Ear	2gr 5"																																																	
Volt	Head	Seltec#																																																	
12	G	488-46222																																																	
Model	Mount	Clutch																																																	
TM16	Ear	2gr 5 1/4"																																																	
Volt	Head	Seltec#																																																	
12	G	488-46238																																																	
Model	Mount	Clutch																																																	
TM16SHD	Ear	2gr 152mm																																																	
Volt	Head	Seltec#																																																	
12	G	488-46204																																																	
Model	Mount	Clutch																																																	
DKS15	Ear	2gr 5 1/4"																																																	
Volt	Head	Seltec#																																																	
12	A	488-25011																																																	
 <p><b>5813</b> R134a</p> <table border="1"> <thead> <tr> <th>Model</th> <th>Mount</th> <th>Clutch</th> </tr> </thead> <tbody> <tr> <td>TM-16</td> <td>Ear</td> <td>2gr 135mm</td> </tr> <tr> <th>Volt</th> <th>Head</th> <th>Seltec#</th> </tr> <tr> <td>12</td> <td>B</td> <td>488-46321</td> </tr> </tbody> </table>	Model	Mount	Clutch	TM-16	Ear	2gr 135mm	Volt	Head	Seltec#	12	B	488-46321	 <p><b>5822</b> R12</p> <table border="1"> <thead> <tr> <th>Model</th> <th>Mount</th> <th>Clutch</th> </tr> </thead> <tbody> <tr> <td>DKS15</td> <td>Ear</td> <td>2gr 5 1/4"</td> </tr> <tr> <th>Volt</th> <th>Head</th> <th>Seltec#</th> </tr> <tr> <td>12</td> <td>B</td> <td>488-25021</td> </tr> </tbody> </table>	Model	Mount	Clutch	DKS15	Ear	2gr 5 1/4"	Volt	Head	Seltec#	12	B	488-25021	 <p><b>5823</b> R12</p> <table border="1"> <thead> <tr> <th>Model</th> <th>Mount</th> <th>Clutch</th> </tr> </thead> <tbody> <tr> <td>DKS15</td> <td>Ear</td> <td>1gr 6 1/4"</td> </tr> <tr> <th>Volt</th> <th>Head</th> <th>Seltec#</th> </tr> <tr> <td>12</td> <td>A</td> <td>488-25065</td> </tr> </tbody> </table>	Model	Mount	Clutch	DKS15	Ear	1gr 6 1/4"	Volt	Head	Seltec#	12	A	488-25065	 <p><b>5824</b> R12</p> <table border="1"> <thead> <tr> <th>Model</th> <th>Mount</th> <th>Clutch</th> </tr> </thead> <tbody> <tr> <td>DKS15</td> <td>Ear</td> <td>1gr 6 1/4"</td> </tr> <tr> <th>Volt</th> <th>Head</th> <th>Seltec#</th> </tr> <tr> <td>24</td> <td>A</td> <td>488-25057</td> </tr> </tbody> </table>	Model	Mount	Clutch	DKS15	Ear	1gr 6 1/4"	Volt	Head	Seltec#	24	A	488-25057
Model	Mount	Clutch																																																	
TM-16	Ear	2gr 135mm																																																	
Volt	Head	Seltec#																																																	
12	B	488-46321																																																	
Model	Mount	Clutch																																																	
DKS15	Ear	2gr 5 1/4"																																																	
Volt	Head	Seltec#																																																	
12	B	488-25021																																																	
Model	Mount	Clutch																																																	
DKS15	Ear	1gr 6 1/4"																																																	
Volt	Head	Seltec#																																																	
12	A	488-25065																																																	
Model	Mount	Clutch																																																	
DKS15	Ear	1gr 6 1/4"																																																	
Volt	Head	Seltec#																																																	
24	A	488-25057																																																	
 <p><b>5825</b> R12</p> <table border="1"> <thead> <tr> <th>Model</th> <th>Mount</th> <th>Clutch</th> </tr> </thead> <tbody> <tr> <td>DKS15</td> <td>Ear</td> <td>2gr 5 1/4"</td> </tr> <tr> <th>Volt</th> <th>Head</th> <th>Seltec#</th> </tr> <tr> <td>24</td> <td>A</td> <td>488-25015</td> </tr> </tbody> </table>	Model	Mount	Clutch	DKS15	Ear	2gr 5 1/4"	Volt	Head	Seltec#	24	A	488-25015	 <p><b>5828</b> R12</p> <table border="1"> <thead> <tr> <th>Model</th> <th>Mount</th> <th>Clutch</th> </tr> </thead> <tbody> <tr> <td>DKS15</td> <td>Ear</td> <td>1gr 6 1/4"</td> </tr> <tr> <th>Volt</th> <th>Head</th> <th>Seltec#</th> </tr> <tr> <td>12</td> <td>E</td> <td>488-25094</td> </tr> </tbody> </table>	Model	Mount	Clutch	DKS15	Ear	1gr 6 1/4"	Volt	Head	Seltec#	12	E	488-25094	 <p><b>5860</b> R12</p> <table border="1"> <thead> <tr> <th>Model</th> <th>Mount</th> <th>Clutch</th> </tr> </thead> <tbody> <tr> <td>DKS15</td> <td>Ear</td> <td>2gr 5 1/4"</td> </tr> <tr> <th>Volt</th> <th>Head</th> <th>Seltec#</th> </tr> <tr> <td>12</td> <td>C</td> <td>488-25030</td> </tr> </tbody> </table>	Model	Mount	Clutch	DKS15	Ear	2gr 5 1/4"	Volt	Head	Seltec#	12	C	488-25030	 <p><b>5863</b> R12</p> <table border="1"> <thead> <tr> <th>Model</th> <th>Mount</th> <th>Clutch</th> </tr> </thead> <tbody> <tr> <td>DKS15</td> <td>Ear</td> <td>1gr 4.9"</td> </tr> <tr> <th>Volt</th> <th>Head</th> <th>Seltec#</th> </tr> <tr> <td>12</td> <td>A</td> <td>488-25063</td> </tr> </tbody> </table>	Model	Mount	Clutch	DKS15	Ear	1gr 4.9"	Volt	Head	Seltec#	12	A	488-25063
Model	Mount	Clutch																																																	
DKS15	Ear	2gr 5 1/4"																																																	
Volt	Head	Seltec#																																																	
24	A	488-25015																																																	
Model	Mount	Clutch																																																	
DKS15	Ear	1gr 6 1/4"																																																	
Volt	Head	Seltec#																																																	
12	E	488-25094																																																	
Model	Mount	Clutch																																																	
DKS15	Ear	2gr 5 1/4"																																																	
Volt	Head	Seltec#																																																	
12	C	488-25030																																																	
Model	Mount	Clutch																																																	
DKS15	Ear	1gr 4.9"																																																	
Volt	Head	Seltec#																																																	
12	A	488-25063																																																	

# COMPRESSORS — SELTEC

Listed in ascending order by our part number (continued)











 <p>Volvo <b>5871</b> 8082270 R134a</p> <table border="1"> <thead> <tr><th>Model</th><th>Mount</th><th>Clutch</th></tr> </thead> <tbody> <tr><td>TM16</td><td>Ear</td><td>2gr 4.9"</td></tr> <tr><th>Volt</th><th>Head</th><th>ICE #</th></tr> <tr><td>12</td><td>L</td><td>2521475</td></tr> </tbody> </table>	Model	Mount	Clutch	TM16	Ear	2gr 4.9"	Volt	Head	ICE #	12	L	2521475	 <p>Volvo <b>5872</b> 8082268 R134a</p> <table border="1"> <thead> <tr><th>Model</th><th>Mount</th><th>Clutch</th></tr> </thead> <tbody> <tr><td>TM16</td><td>Ear</td><td>8gr 4.6"</td></tr> <tr><th>Volt</th><th>Head</th><th>ICE #</th></tr> <tr><td>12</td><td>L</td><td>2521493</td></tr> </tbody> </table>	Model	Mount	Clutch	TM16	Ear	8gr 4.6"	Volt	Head	ICE #	12	L	2521493	 <p>Peterbilt-Kenworth 2 wire <b>5873</b> F69-1000 R134a</p> <table border="1"> <thead> <tr><th>Model</th><th>Mount</th><th>Clutch</th></tr> </thead> <tbody> <tr><td>TM16</td><td>Ear</td><td>2gr 5"</td></tr> <tr><th>Volt</th><th>Head</th><th>ICE #</th></tr> <tr><td>12</td><td>K</td><td>2521495</td></tr> </tbody> </table>	Model	Mount	Clutch	TM16	Ear	2gr 5"	Volt	Head	ICE #	12	K	2521495	 <p>Peterbilt-Kenworth 2 wire <b>5874</b> 18-04178 R134a</p> <table border="1"> <thead> <tr><th>Model</th><th>Mount</th><th>Clutch</th></tr> </thead> <tbody> <tr><td>TM16</td><td>Ear</td><td>8gr 4.6"</td></tr> <tr><th>Volt</th><th>Head</th><th>ICE #</th></tr> <tr><td>12</td><td>K</td><td>2521496</td></tr> </tbody> </table>	Model	Mount	Clutch	TM16	Ear	8gr 4.6"	Volt	Head	ICE #	12	K	2521496
Model	Mount	Clutch																																																	
TM16	Ear	2gr 4.9"																																																	
Volt	Head	ICE #																																																	
12	L	2521475																																																	
Model	Mount	Clutch																																																	
TM16	Ear	8gr 4.6"																																																	
Volt	Head	ICE #																																																	
12	L	2521493																																																	
Model	Mount	Clutch																																																	
TM16	Ear	2gr 5"																																																	
Volt	Head	ICE #																																																	
12	K	2521495																																																	
Model	Mount	Clutch																																																	
TM16	Ear	8gr 4.6"																																																	
Volt	Head	ICE #																																																	
12	K	2521496																																																	
 <p>w/Diode R12 <b>5878</b></p> <table border="1"> <thead> <tr><th>Model</th><th>Mount</th><th>Clutch</th></tr> </thead> <tbody> <tr><td>DKS15</td><td>Ear</td><td>2gr 5 1/4"</td></tr> <tr><th>Volt</th><th>Head</th><th>Seltec#</th></tr> <tr><td>12</td><td>A</td><td>488-25078</td></tr> </tbody> </table>	Model	Mount	Clutch	DKS15	Ear	2gr 5 1/4"	Volt	Head	Seltec#	12	A	488-25078	 <p>R12 <b>5882</b></p> <table border="1"> <thead> <tr><th>Model</th><th>Mount</th><th>Clutch</th></tr> </thead> <tbody> <tr><td>DKS15</td><td>Ear</td><td>8gr 5" Poly</td></tr> <tr><th>Volt</th><th>Head</th><th>Seltec#</th></tr> <tr><td>12</td><td>A</td><td>488-25120</td></tr> </tbody> </table>	Model	Mount	Clutch	DKS15	Ear	8gr 5" Poly	Volt	Head	Seltec#	12	A	488-25120																										
Model	Mount	Clutch																																																	
DKS15	Ear	2gr 5 1/4"																																																	
Volt	Head	Seltec#																																																	
12	A	488-25078																																																	
Model	Mount	Clutch																																																	
DKS15	Ear	8gr 5" Poly																																																	
Volt	Head	Seltec#																																																	
12	A	488-25120																																																	

## TM 08

 <p>Alternator mount 3 hole 2 Wire <b>5931</b></p> <table border="1"> <thead> <tr><th>Model</th><th>Mount</th><th>Clutch</th></tr> </thead> <tbody> <tr><td>TM08</td><td>Altrntr</td><td>2gr 135mm</td></tr> <tr><th>Volt</th><th>Head</th><th>Seltec#</th></tr> <tr><td>12</td><td>Special</td><td>488-42017</td></tr> </tbody> </table>	Model	Mount	Clutch	TM08	Altrntr	2gr 135mm	Volt	Head	Seltec#	12	Special	488-42017	 <p>Alternator mount 3 hole 1 Wire <b>5932</b></p> <table border="1"> <thead> <tr><th>Model</th><th>Mount</th><th>Clutch</th></tr> </thead> <tbody> <tr><td>TM08</td><td>Altrntr</td><td>4gr 120mm</td></tr> <tr><th>Volt</th><th>Head</th><th>Seltec#</th></tr> <tr><td>12</td><td>Special</td><td>488-42080</td></tr> </tbody> </table>	Model	Mount	Clutch	TM08	Altrntr	4gr 120mm	Volt	Head	Seltec#	12	Special	488-42080	 <p>Alternator mount 3 hole 1 Wire <b>5933</b></p> <table border="1"> <thead> <tr><th>Model</th><th>Mount</th><th>Clutch</th></tr> </thead> <tbody> <tr><td>TM08</td><td>Altrntr</td><td>6gr 120mm</td></tr> <tr><th>Volt</th><th>Head</th><th>Seltec#</th></tr> <tr><td>12</td><td>Special</td><td>488-42081</td></tr> </tbody> </table>	Model	Mount	Clutch	TM08	Altrntr	6gr 120mm	Volt	Head	Seltec#	12	Special	488-42081	 <p>1 Wire <b>5934</b></p> <table border="1"> <thead> <tr><th>Model</th><th>Mount</th><th>Clutch</th></tr> </thead> <tbody> <tr><td>TM08</td><td>Ear</td><td>2gr 135mm</td></tr> <tr><th>Volt</th><th>Head</th><th>Seltec#</th></tr> <tr><td>12</td><td>Special</td><td>488-42021</td></tr> </tbody> </table>	Model	Mount	Clutch	TM08	Ear	2gr 135mm	Volt	Head	Seltec#	12	Special	488-42021
Model	Mount	Clutch																																																	
TM08	Altrntr	2gr 135mm																																																	
Volt	Head	Seltec#																																																	
12	Special	488-42017																																																	
Model	Mount	Clutch																																																	
TM08	Altrntr	4gr 120mm																																																	
Volt	Head	Seltec#																																																	
12	Special	488-42080																																																	
Model	Mount	Clutch																																																	
TM08	Altrntr	6gr 120mm																																																	
Volt	Head	Seltec#																																																	
12	Special	488-42081																																																	
Model	Mount	Clutch																																																	
TM08	Ear	2gr 135mm																																																	
Volt	Head	Seltec#																																																	
12	Special	488-42021																																																	

# SELTEC — COMPRESSORS

Listed in ascending order by our part number (continued)

TM 21HX																																																			
																																																			
<b>5877</b> R134a	<b>5879</b> R134a	<b>5880</b> R134a	<b>5881</b> R134a																																																
<table border="1"> <thead> <tr> <th>Model</th> <th>Mount</th> <th>Clutch</th> </tr> </thead> <tbody> <tr> <td>TM21HX</td> <td>Direct</td> <td>2gr 145mm</td> </tr> <tr> <th>Volt</th> <th>Head</th> <th>Seltec#</th> </tr> <tr> <td>12</td> <td>G</td> <td>488-47240</td> </tr> </tbody> </table>	Model	Mount	Clutch	TM21HX	Direct	2gr 145mm	Volt	Head	Seltec#	12	G	488-47240	<table border="1"> <thead> <tr> <th>Model</th> <th>Mount</th> <th>Clutch</th> </tr> </thead> <tbody> <tr> <td>TM21HX</td> <td>Direct</td> <td>2gr 145mm</td> </tr> <tr> <th>Volt</th> <th>Head</th> <th>Seltec#</th> </tr> <tr> <td>24</td> <td>G</td> <td>488-47242</td> </tr> </tbody> </table>	Model	Mount	Clutch	TM21HX	Direct	2gr 145mm	Volt	Head	Seltec#	24	G	488-47242	<table border="1"> <thead> <tr> <th>Model</th> <th>Mount</th> <th>Clutch</th> </tr> </thead> <tbody> <tr> <td>TM21HX</td> <td>Direct</td> <td>8gr 141mm</td> </tr> <tr> <th>Volt</th> <th>Head</th> <th>Seltec#</th> </tr> <tr> <td>12</td> <td>G</td> <td>488-47244</td> </tr> </tbody> </table>	Model	Mount	Clutch	TM21HX	Direct	8gr 141mm	Volt	Head	Seltec#	12	G	488-47244	<table border="1"> <thead> <tr> <th>Model</th> <th>Mount</th> <th>Clutch</th> </tr> </thead> <tbody> <tr> <td>TM21HX</td> <td>Direct</td> <td>8gr 141mm</td> </tr> <tr> <th>Volt</th> <th>Head</th> <th>Seltec#</th> </tr> <tr> <td>24</td> <td>G</td> <td>488-47246</td> </tr> </tbody> </table>	Model	Mount	Clutch	TM21HX	Direct	8gr 141mm	Volt	Head	Seltec#	24	G	488-47246
Model	Mount	Clutch																																																	
TM21HX	Direct	2gr 145mm																																																	
Volt	Head	Seltec#																																																	
12	G	488-47240																																																	
Model	Mount	Clutch																																																	
TM21HX	Direct	2gr 145mm																																																	
Volt	Head	Seltec#																																																	
24	G	488-47242																																																	
Model	Mount	Clutch																																																	
TM21HX	Direct	8gr 141mm																																																	
Volt	Head	Seltec#																																																	
12	G	488-47244																																																	
Model	Mount	Clutch																																																	
TM21HX	Direct	8gr 141mm																																																	
Volt	Head	Seltec#																																																	
24	G	488-47246																																																	
TM 31 / VC31																																																			
																																																			
<b>5896</b> 1/2" Belt Width R134a	<b>5897</b> 1/2" Belt Width R134a	<b>5898</b> 5/8" Belt Width R134a	<b>5899</b> R134a																																																
<table border="1"> <thead> <tr> <th>Model</th> <th>Mount</th> <th>Clutch</th> </tr> </thead> <tbody> <tr> <td>TM31</td> <td>Direct</td> <td>2gr 6"</td> </tr> <tr> <th>Volt</th> <th>ICE#</th> <th>Seltec#</th> </tr> <tr> <td>12</td> <td>2521209</td> <td>488-46500</td> </tr> </tbody> </table>	Model	Mount	Clutch	TM31	Direct	2gr 6"	Volt	ICE#	Seltec#	12	2521209	488-46500	<table border="1"> <thead> <tr> <th>Model</th> <th>Mount</th> <th>Clutch</th> </tr> </thead> <tbody> <tr> <td>TM31</td> <td>Direct</td> <td>2gr 6"</td> </tr> <tr> <th>Volt</th> <th>ICE#</th> <th>Seltec#</th> </tr> <tr> <td>24</td> <td>2521210</td> <td>488-46510</td> </tr> </tbody> </table>	Model	Mount	Clutch	TM31	Direct	2gr 6"	Volt	ICE#	Seltec#	24	2521210	488-46510	<table border="1"> <thead> <tr> <th>Model</th> <th>Mount</th> <th>Clutch</th> </tr> </thead> <tbody> <tr> <td>TM31</td> <td>Direct</td> <td>2gr 6"</td> </tr> <tr> <th>Volt</th> <th>ICE#</th> <th>Seltec#</th> </tr> <tr> <td>12</td> <td>2521211</td> <td>488-46520</td> </tr> </tbody> </table>	Model	Mount	Clutch	TM31	Direct	2gr 6"	Volt	ICE#	Seltec#	12	2521211	488-46520	<table border="1"> <thead> <tr> <th>Model</th> <th>Mount</th> <th>Clutch</th> </tr> </thead> <tbody> <tr> <td>TM31</td> <td>Direct</td> <td>8gr 6"</td> </tr> <tr> <th>Volt</th> <th>ICE#</th> <th>Seltec#</th> </tr> <tr> <td>12</td> <td>2521213</td> <td>488-46540</td> </tr> </tbody> </table>	Model	Mount	Clutch	TM31	Direct	8gr 6"	Volt	ICE#	Seltec#	12	2521213	488-46540
Model	Mount	Clutch																																																	
TM31	Direct	2gr 6"																																																	
Volt	ICE#	Seltec#																																																	
12	2521209	488-46500																																																	
Model	Mount	Clutch																																																	
TM31	Direct	2gr 6"																																																	
Volt	ICE#	Seltec#																																																	
24	2521210	488-46510																																																	
Model	Mount	Clutch																																																	
TM31	Direct	2gr 6"																																																	
Volt	ICE#	Seltec#																																																	
12	2521211	488-46520																																																	
Model	Mount	Clutch																																																	
TM31	Direct	8gr 6"																																																	
Volt	ICE#	Seltec#																																																	
12	2521213	488-46540																																																	
																																																			
<b>5900</b> 5/8" Belt Width R134a	<b>5901</b> R134a																																																		
<table border="1"> <thead> <tr> <th>Model</th> <th>Mount</th> <th>Clutch</th> </tr> </thead> <tbody> <tr> <td>TM31</td> <td>Direct</td> <td>2gr 6"</td> </tr> <tr> <th>Volt</th> <th>ICE#</th> <th>Seltec#</th> </tr> <tr> <td>24</td> <td>2521212</td> <td>488-46530</td> </tr> </tbody> </table>	Model	Mount	Clutch	TM31	Direct	2gr 6"	Volt	ICE#	Seltec#	24	2521212	488-46530	<table border="1"> <thead> <tr> <th>Model</th> <th>Mount</th> <th>Clutch</th> </tr> </thead> <tbody> <tr> <td>TM31</td> <td>Direct</td> <td>8gr 6"</td> </tr> <tr> <th>Volt</th> <th>ICE#</th> <th>Seltec#</th> </tr> <tr> <td>24</td> <td>2521214</td> <td>488-46550</td> </tr> </tbody> </table>	Model	Mount	Clutch	TM31	Direct	8gr 6"	Volt	ICE#	Seltec#	24	2521214	488-46550																										
Model	Mount	Clutch																																																	
TM31	Direct	2gr 6"																																																	
Volt	ICE#	Seltec#																																																	
24	2521212	488-46530																																																	
Model	Mount	Clutch																																																	
TM31	Direct	8gr 6"																																																	
Volt	ICE#	Seltec#																																																	
24	2521214	488-46550																																																	